



TOWN OF

HARWICH

732 Main Street  
Harwich, MA 02645





CONSERVATION COMMISSION







(508)-430-7538 FAX (508)430-7531








## Harwich Conservation Commission Native Plant List

\*This is not a complete list of all plants native to the Northeast. Please research plants and what conditions they do best in before planting for best results.








### Trees




<u>Common Name</u>	<u>Scientific Name</u>
Shadbush, Serviceberry 	<i>Amelanchier Canadensis</i>  <i>Easily grown in average, medium, well-drained soil in full sun to part shade. Tolerant of a wide range of soils.</i> <b>Height: 25.00 to 30.00 feet</b> <b>Spread: 15.00 to 20.00 feet</b>
Downey Serviceberry 	<i>Amelanchier arborea</i>  <i>Easily grown in average, medium, well-drained soil in full sun to part shade. Tolerant of a wide range of soils.</i> <b>Height: 15.00 to 25.00 feet</b> <b>Spread: 15.00 to 25.00 feet</b>
Smooth Serviceberry 	<i>Amelanchier laevis</i>  <i>Easily grown in average, medium, well-drained soil in full sun to part shade. Tolerant of a wide range of soils, but prefers moist, well-drained areas.</i> <b>Height: 15.00 to 40.00 feet</b> <b>Spread: 15.00 to 40.00 feet</b>
American Hornbeam 	<i>Carpinus caroliniana</i>  <i>Easily grown in average, medium moisture soil in part shade to full shade. Prefers moist, organically rich soils.</i> <b>Height: 20.00 to 35.00 feet</b> <b>Spread: 20.00 to 35.00 feet</b>





<p>Alternate-Leaf Dogwood</p> 	<p><i>Cornus alternifolia</i></p> <p><i>Best grown in acidic, organically rich, medium moisture, well-drained soils in full sun to part shade.</i></p> <p><b>Height: 15.00 to 25.00 feet</b>  <b>Spread: 20.00 to 32.00 feet</b></p>
<p>Flowering Dogwood</p> 	<p><i>Cornus florida</i></p> <p><i>Easily grown in average, medium moisture, well-drained soils in full sun to part shade. Prefers moist, organically rich, acidic soils.</i></p> <p><b>Height: 15.00 to 30.00 feet</b>  <b>Spread: 15.00 to 30.00 feet</b></p>
<p>Cockspur Hawthorn</p> 	<p><i>Crataegus crus-galli</i></p> <p><i>Best grown in moist but well-drained soils in full sun.</i></p> <p><i>Tolerates light shade.</i></p> <p><b>Height: 25.00 to 30.00 feet</b>  <b>Spread: 25.00 to 30.00 feet</b></p>
<p>American Holly</p> 	<p><i>Ilex opaca</i></p> <p><i>Easily grown in average, consistently moist, acidic, well-drained soils in full sun to part shade. Tolerates a broad range of soil conditions, but will not tolerate flooding or saturated soils</i></p> <p><b>Height: 15.00 to 30.00 feet</b>  <b>Spread: 10.00 to 20.00 feet</b></p>
<p>American Elm</p> 	<p><i>Ulmus Americana</i></p> <p><i>Tolerant of a wide variety of temperatures, but susceptible to dutch elm disease. Prefers moist, well-drained soils.</i></p> <p><b>Height: up to 100 feet tall but likely less on Cape Cod</b>  <b>Spread: same as height</b></p>
<p>Eastern Red Cedar</p> 	<p><i>Juniperus virginiana</i></p> <p><i>Easily grown in average, dry to moist, well-drained soils in full sun. Tolerates a wide range of soils and growing conditions, from swamps to dry rocky glades. Prefers moisture but is intolerant of constantly wet soils.</i></p> <p><b>Height: 30.00 to 65.00 feet</b>  <b>Spread: 8.00 to 25.00 feet</b></p>

<p><b>Ironwood</b></p> 	<p><i>Ostrya virginiana</i></p> <p>Easily grown in average, medium, well-drained soil in full sun to part shade.</p> <p><b>Height: 25.00 to 40.00 feet</b>  <b>Spread: 20.00 to 30.00 feet</b></p>
<p><b>Sassafras</b></p> 	<p><i>Sassafras albidum</i></p> <p>Easily grown in average, medium, well-drained soil in full sun to part shade. Prefers moist, acidic, loamy soils. Tolerates dry, sandy soils.</p> <p><b>Height: 30.00 to 60.00 feet</b>  <b>Spread: 25.00 to 40.00 feet</b></p>
<p><b>Red Maple</b></p> 	<p><i>Acer rubrum</i></p> <p>Easily grown in average, medium to wet, well-drained soil in full sun to part shade. Tolerant of a wide range of soils, but prefers moist, slightly acid conditions. Very cold hardy.</p> <p><b>Height: 40.00 to 70.00 feet</b>  <b>Spread: 30.00 to 50.00 feet</b></p>
<p><b>River Birch</b></p> 	<p><i>Betula nigra</i></p> <p>Easily grown average, medium to wet soils in full sun to part shade. Prefers moist, acidic, fertile soils including semi-aquatic conditions, but also tolerates drier soils.</p> <p><b>Height: 40.00 to 70.00 feet</b>  <b>Spread: 40.00 to 60.00 feet</b></p>
<p><b>Hackberry</b></p> 	<p><i>Celtis occidentalis</i></p> <p>Best grown in moist, organically rich, well-drained soils in full sun. Tolerates part shade. Also tolerates wind, many urban pollutants and a wide range of soil conditions, including both wet, dry and poor soils.</p> <p><b>Height: 40.00 to 60.00 feet</b>  <b>Spread: 40.00 to 60.00 feet</b></p>
<p><b>Atlantic White Cedar</b></p> 	<p><i>Chamaecyparis thyoides</i></p> <p>Easily grown in average, moist, well-drained soils in full sun to part shade. Best in full sun. Thrives in moist, fertile, peaty-sandy soils. Tolerates some wet soils.</p> <p><b>Height: 5.00 to 8.00 feet</b>  <b>Spread: 3.00 to 5.00 feet</b></p>
<p><b>American Beech</b></p> 	<p><i>Fagus grandifolia</i></p> <p>Best grown in deep, rich, moist but well-drained soils in full sun to part shade. Intolerant of wet, poorly drained soils.</p> <p><b>Height: 50.00 to 80.00 feet</b>  <b>Spread: 40.00 to 80.00 feet</b></p>




<p>White Ash</p> 	<p><i>Fraxinus Americana</i></p> <p>Best grown in moist, organically rich, well-drained loams in full sun. Tolerant of neutral to slightly alkaline soil conditions.</p> <p><b>Height: 60.00 to 80.00 feet</b>  <b>Spread: 60.00 to 80.00 feet</b></p>
<p>Green Ash</p> 	<p><i>Fraxinus pennsylvanica</i></p> <p>Easily grown in average, medium wet, well-drained soils in full sun. Prefers consistently moist areas.</p> <p><b>Height: 50.00 to 70.00 feet</b>  <b>Spread: 35.00 to 50.00 feet</b></p>
<p>Tulip Tree</p> 	<p><i>Liriodendron tulipifera</i></p> <p>Best grown in moist, organically rich, well-drained loams in full sun. Tolerates part shade.</p> <p><b>Height: 60.00 to 90.00 feet</b>  <b>Spread: 30.00 to 50.00 feet</b></p>
<p>Black Gum, Sourgum, Tupelo</p> 	<p><i>Nyssa sylvatica</i></p> <p>Easily grown in average, medium to wet soils in full sun to part shade. Prefers moist, acidic soils. Tolerates poorly-drained soils and can grow in standing water.</p> <p><b>Height: 30.00 to 50.00 feet</b>  <b>Spread: 20.00 to 30.00 feet</b></p>
<p>White Spruce</p> 	<p><i>Picea glauca</i></p> <p>Best grown in moist, well-drained soils in full sun. Tolerates some light shade. Best performance is in cold winter climates with cool summers.</p> <p><b>Height: 40.00 to 60.00 feet</b>  <b>Spread: 10.00 to 20.00 feet</b></p>
<p>Black Spruce</p> 	<p><i>Picea mariana</i></p> <p>Best grown in acidic and moist, well drained soils. Prefers full sun.</p> <p><b>Height: 30.00 feet to 50.00 feet</b>  <b>Spread: 20.00 feet to 30.00 feet</b></p>
<p>White Pine</p> 	<p><i>Pinus strobus</i></p> <p>Easily grown in average, medium moisture, well-drained soil in full sun. Prefers full sun, fertile soils and cool, humid climates.</p> <p><b>Height: 50.00 to 80.00 feet</b>  <b>Spread: 20.00 to 40.00 feet</b></p>






<p>American Sycamore</p> 	<p><i>Platanus occidentalis</i></p> <p>Easily grown in average, medium to wet, well-drained soils in full sun. Tolerates light shade. Prefers rich, humusy, consistently moist soils. Generally tolerant of most urban pollutants.</p> <p><b>Height: 75.00 to 100.00 feet</b>  <b>Spread: 75.00 to 100.00 feet</b></p>
<p>White Oak</p> 	<p><i>Quercus alba</i></p> <p>Best grown in rich, moist, acidic, well-drained loams in full sun. Adapts to a wide variety of soil conditions with good drought tolerance.</p> <p><b>Height: 50.00 to 80.00 feet</b>  <b>Spread: 50.00 to 80.00 feet</b></p>
<p>Swamp White Oak</p> 	<p><i>Quercus bicolor</i></p> <p>Easily grown in average, medium to wet, acidic soil in full sun.</p> <p><b>Height: 50.00 to 60.00 feet</b>  <b>Spread: 50.00 to 60.00 feet</b></p>
<p>Scarlet Oak</p> 	<p><i>Quercus coccinea</i></p> <p>Easily grown in average, dry to medium, well-drained soil in full sun. Prefers dry, acidic, sandy soils.</p> <p><b>Height: 50.00 to 70.00 feet</b>  <b>Spread: 40.00 to 50.00 feet</b></p>
<p>Northern Red Oak</p> 	<p><i>Quercus rubra</i></p> <p>Easily grown in average, dry to medium moisture, acidic soil in full sun. Prefers fertile, sandy, finely-textured soils with good drainage.</p> <p><b>Height: 50.00 to 75.00 feet</b>  <b>Spread: 50.00 to 75.00 feet</b></p>
<p>Post Oak</p> 	<p><i>Quercus stellate</i></p> <p>Best grown in rich, moist, acidic, well-drained loams in full sun. Adapts to a wide variety of soil conditions from poor dry sandy soils to moist. Prefers acidic soils.</p> <p><b>Height: 35.00 to 50.00 feet</b>  <b>Spread: 35.00 to 50.00 feet</b></p>
<p>Black Oak</p> 	<p><i>Quercus velutina</i></p> <p>Easily grown in average, acidic, dry to medium moisture, well-drained soils in full sun. Prefers moist, organically rich, well-drained soils, but tolerates poor dry soils.</p> <p><b>Height: 50.00 to 60.00 feet</b>  <b>Spread: 50.00 to 60.00 feet</b></p>







<p>Scrub Oak</p> 	<p><i>Quercus ilicifolia</i></p> <p><i>Small shrubby tree, prefers full sun and dry soils. Commonly found with huckleberry and pitch pines on Cape Cod.</i></p> <p><b>Height: 20.00 feet or less</b>  <b>Spread: 10.00 feet</b></p>
<p>Black Willow</p> 	<p><i>Salix nigra</i></p> <p><i>Grow in consistently moist to wet soils in full sun to part shade. Tolerant of flooding and silting. Shallow, spreading root system is good for stabilizing soils and makes the tree an effective selection for erosion control.</i></p> <p><b>Height: 30.00 to 60.00 feet</b>  <b>Spread: 30.00 to 60.00 feet</b></p>
<p>American Basswood</p> 	<p><i>Tilia Americana</i></p> <p><i>Easily grown in average, medium moisture, well-drained soils in full sun to part shade.</i></p> <p><b>Height: 50.00 to 80.00 feet</b>  <b>Spread: 30.00 to 50.00 feet</b></p>
<p>Pitch Pine</p> 	<p><i>Pinus rigida</i></p> <p><i>Found in acidic, dry, sandy, low-nutrient soils. Full sun to part shade.</i></p> <p><b>Height: 20.00 to 90.00 feet</b>  <b>Spread: 10.00 to 30.00 feet</b></p>

## Shrubs







<u>Common Name</u>	<u>Scientific Name</u>
<p>Smooth Alder</p> 	<p><i>Alnus serrulata</i></p> <p><i>Best grown in medium to wet soils in full sun to part shade. Tolerates mucky soils.</i></p> <p><b>Height: 10.00 to 20.00 feet</b>  <b>Spread: 8.00 to 15.00 feet</b></p>














<p>American Hazelnut, filbert</p> 	<p><i>Corylus Americana</i></p> <p>Easily grown in average, medium, well-drained soil in full sun to part shade.  <b>Height: 10.00 to 16.00 feet</b>  <b>Spread: 8.00 to 13.00 feet</b></p>
<p>Shining or Winged Sumac</p> 	<p><i>Rhus copalina</i></p> <p>Easily grown in average, dry to medium, well-drained soils in full sun to part shade.  <b>Height: 7.00 to 15.00 feet</b>  <b>Spread: 10.00 to 20.00 feet</b></p>
<p>Staghorn Sumac</p> 	<p><i>Rhus typhina</i></p> <p>Easily grown in average, dry to medium moisture, well-drained soils in full sun to part shade.  <b>Height: 15.00 to 25.00 feet</b>  <b>Spread: 20.00 to 30.00 feet</b></p>
<p>Pussy Willow</p> 	<p><i>Salix discolor</i></p> <p>Grow in average, medium to wet, well-drained soils in full sun to part shade. Thrives in moist soils, but tolerates somewhat drier soils better than most other willows.  <b>Height: 6.00 to 15.00 feet</b>  <b>Spread: 4.00 to 12.00 feet</b></p>
<p>Red Chokeberry</p> 	<p><i>Aronia arbutifolia</i></p> <p>Easily grown in average, medium moisture, well-drained soils in full sun to part shade. Wide range of soil tolerance including boggy soils.  <b>Height: 6.00 to 8.00 feet</b>  <b>Spread: 3.00 to 4.00 feet</b></p>
<p>Sweet Pepper Bush aka Summersweet</p> 	<p><i>Clethra alnifolia</i></p> <p>Grows well in wet forests, pine woodlands, and wetlands. Prefers partial shade. Prefers neutral to acidic soils.  <b>Height: 5.00 to 10.00 feet</b>  <b>Spread: 2.00 to 4.00 feet</b></p>

<p>Buttonbush</p> 	<p><i>Cephalanthus occidentalis</i></p> <p>Easily grown in moist soils in full sun to part shade. Grows very well around flood conditions and shallow standing water. Adapts to a wide range of soils except dry ones.</p> <p><b>Height: 5.00 to 12.00 feet</b> <b>Spread: 4.00 to 8.00 feet</b></p>
<p>Silky Dogwood</p> 	<p><i>Cornus amomum</i></p> <p>Grow in average, medium to wet, well-drained soils in full sun to part shade. Prefers moist, organically rich, slightly acidic soils in part shade.</p> <p><b>Height: 6.00 to 12.00 feet</b> <b>Spread: 6.00 to 12.00 feet</b></p>
<p>Witch Hazel</p> 	<p><i>Hamamelis virginiana</i></p> <p>Easily grown in average, medium moisture, well-drained soils in full sun to part shade. Best flowering in full sun. Prefers moist, acidic, organically rich soils.</p> <p><b>Height: 15.00 to 20.00 feet</b> <b>Spread: 15.00 to 20.00 feet</b></p>
<p>Winterberry Holly</p> 	<p><i>Ilex verticillata</i></p> <p>Easily grown in average, acidic, medium to wet soils in full sun to part shade.</p> <p><b>Height: 3.00 to 12.00 feet</b> <b>Spread: 3.00 to 12.00 feet</b></p>
<p>Pasture Juniper</p> 	<p><i>Juniperus communis</i></p> <p>Winter hardy. Best grown in medium moisture, well-drained soils in full sun. Tolerates a wide range of soils, including very poor often rocky soils. Established plants have good drought tolerance.</p> <p><b>Height: 0.75 to 1.50 feet</b> <b>Spread: 4.00 to 6.00 feet</b></p>
<p>Spicebush</p> 	<p><i>Lindera benzoin</i></p> <p>Easily grown in average, medium, well-drained soils in full sun to part shade. Fall color is best in sunny areas.</p> <p><b>Height: 6.00 to 12.00 feet</b> <b>Spread: 6.00 to 12.00 feet</b></p>



<p>Mountain Laurel</p> 	<p><i>Kalmia latifolia</i></p> <p>Easily grown in rocky acidic soil that has a pH of 4.5-5.5. Full sun or part shade. Height: 3-9m (shorter here up north) Spread: 5-10'</p>
<p>Sweet or Smooth Sumac</p> 	<p><i>Rhus glabra</i></p> <p>Grow in average, dry to medium moisture, well-drained soil in full sun to part shade. <b>Height: 9.00 to 15.00 feet</b> <b>Spread: 9.00 to 15.00 feet</b></p>
<p>Swamp Rose</p> 	<p><i>Rosa palustris</i></p> <p>Best grown in acidic, organically rich, boggy to wet soils in full sun. Tolerates light shade, but best flowering and disease resistance generally occur in full sun. Plants will not grow in standing water, but will tolerate some seasonal flooding. <b>Height: 3.00 to 6.00 feet</b> <b>Spread: 3.00 to 6.00 feet</b></p>
<p>Common Elderberry</p> 	<p><i>Sambucus Canadensis</i></p> <p>Grow in medium to wet, well-drained soils in full sun to part shade <b>Height: 5.00 to 12.00 feet</b> <b>Spread: 5.00 to 12.00 feet</b></p>
<p>Highbush Blueberry</p> 	<p><i>Vaccinium corymbosum</i></p> <p>Best grown in acidic, organically rich, medium to wet, well-drained soils in full sun to part shade. Shallow, fibrous roots need constant moisture and good drainage. <b>Height: 6.00 to 12.00 feet</b> <b>Spread: 8.00 to 12.00 feet</b></p>
<p>Saint John's Wort</p> 	<p><i>Hypericum densiflorum</i></p> <p>Easily grown in average, medium, well-drained soil in full sun to part shade. Tolerates wide range of soils, including dry rocky or sandy soils. <b>Height: 1.00 to 5.00 feet</b> <b>Spread: 1.00 to 4.00 feet</b></p>

<p style="text-align: center;"><b>Inkberry</b></p> 	<p style="text-align: center;"><i>Ilex glabra</i></p> <p><i>Easily grown in average, medium to wet soils in full sun to part shade. Adaptable to both light and heavy soils. Tolerates wet soils. Prefers rich, consistently moist, acidic soils in full sun. Good shade tolerance, however. Avoid neutral to alkaline soils.</i></p> <p style="text-align: center;"><b>Height: 5.00 to 8.00 feet</b> <b>Spread: 5.00 to 8.00 feet</b></p>
<p style="text-align: center;"><b>Fragrant Sumac</b></p> 	<p style="text-align: center;"><i>Rhus aromatic</i></p> <p><i>Deciduous shrub grown in uplands in full sun or partial shade. Likes an open, field-like habitat. Produces a yellow flower in spring that turns into a red, fuzzy berry in summer and fall. If you crush the bark it has a citrus-y smell.</i></p> <p style="text-align: center;"><b>Height: 4-8 feet</b> <b>Spread: 4-8 feet</b></p>
<p style="text-align: center;"><b>Creeping Juniper</b></p> 	<p style="text-align: center;"><i>Juniperus horizontalis</i></p> <p><i>Grow in average, medium moisture, well-drained soils in full sun. Adapts to a wide range of soils, but prefers a dryish, sandy soil.</i></p> <p style="text-align: center;"><b>Height: 0.50 to 0.75 feet</b> <b>Spread: 8.00 to 10.00 feet</b></p>
<p style="text-align: center;"><b>Pasture Rose</b></p> 	<p style="text-align: center;"><i>Rosa carolina or virginiana</i></p> <p><i>Best grown in average, medium to wet, well-drained soil in full sun. Best flowering and disease resistance occur in full sun.</i></p> <p style="text-align: center;"><b>Height: 3.00 to 6.00 feet</b> <b>Spread: 5.00 to 10.00 feet</b></p>
<p style="text-align: center;"><b>Narrow-leaved Meadowsweet</b></p> 	<p style="text-align: center;"><i>Spiraea alba</i></p> <p><i>Grow in average, medium to wet, well-drained soil in full sun to part shade. Prefers full sun. Needs constant moisture, and soil must not be allowed to dry out.</i></p> <p style="text-align: center;"><b>Height: 3.00 to 4.00 feet</b> <b>Spread: 3.00 to 4.00 feet</b></p>

<p>Broad-leaved Meadowsweet</p> 	<p><i>Spiraea latifolia</i></p> <p>Grow in average, medium to wet, well-drained soil in full sun to part shade. Prefers full sun. Needs constant moisture, and soil must not be allowed to dry out.</p> <p><b>Height: 3.00 to 4.00 feet</b>  <b>Spread: 3.00 to 4.00 feet</b></p>
<p>Late Lowbush Blueberry</p> 	<p><i>Vaccinium angustifolium</i></p> <p>Best grown in average, medium, well-drained, acidic soils. A lover of full sun to part shade.</p> <p><b>Height: 1.00 to 2.00 feet</b>  <b>Spread: 1.00 to 2.00 feet</b></p>
<p>Arrowwood Viburnum</p> 	<p><i>Viburnum dentatum</i></p> <p>Easily grown in average, medium moisture, well-drained soils in full sun to part shade. Tolerates a wide range of soils.</p> <p><b>Height: 6.00 to 10.00 feet</b>  <b>Spread: 6.00 to 10.00 feet</b></p>
<p>Sweet Fern</p> 	<p><i>Comptonia peregrine</i></p> <p>Easily grown in average, well-drained soil in full sun to part shade. Tolerates wet conditions and wind (including sheltered seashore areas).</p> <p><b>Height: 2.00 to 5.00 feet</b>  <b>Spread: 4.00 to 8.00 feet</b></p>
<p>Sheep Laurel</p> 	<p><i>Kalmia angustifolia</i></p> <p>Grows on poorly drained to well-drained sites. Enjoys sun, but can also survive in semi-open sites. It does best in acidic soils.</p> <p><b>Height: 2.00 to 4.00 feet</b>  <b>Spread: 2.00 to 4.00 feet</b></p>
<p>Beach Plum</p> 	<p><i>Prunus maritima</i></p> <p>Best in full sun, prefers well-drained soil, but adaptable to various soils. Cold hardy.</p> <p><b>Height: 4.00 to 8.00 feet</b>  <b>Spread: 10.00 to 15.00 feet</b></p>



Maple-leaved Arrowwood



*Viburnum acerifolium*

*Easily grown in average, medium moisture, well-drained soil in full sun to part shade. Generally more shade tolerant.*

**Height: 3.00 to 6.00 feet**

**Spread: 2.00 to 4.00 feet**

Goats Beard



*Aruncus diocus*

*Best grown in moist, fertile, organically rich soils in full sun to part shade. Foliage decline can occur rapidly if soils are permitted to dry out.*

**Height: 4.00 to 6.00 feet**

**Spread: 2.00 to 4.00 feet**

Ninebark



*Physocarpus opulifolius*

*Easily grown in average, well-drained soil in full sun, part shade, or mostly shade. Drought tolerant. White flowers, fruit pods, yellow fall foliage.*

*Drought and disease resistant.*

**Height: 3-8 feet**

**Spread: 3-8 feet**

Bayberry



*Myrica pennsylvanica*

*Bayberry tolerates salt spray and hot to cold conditions. Does well in sandy soil or loamy soil. Drought tolerant.*

**Height: 6-10 feet**

**Spread: 6-10 feet**

Indian Currant








*Symphoricarpos orbiculatus*




*Grows in a variety of soils in part shade or full shade conditions. Low to medium water need. White flowers and pink berries.*

**Height: 3-6 feet**



**Spread: 4 feet**

## Groundcovers





<u>Common Name</u>	<u>Scientific Name</u>
Bearberry 	<i>Arctostaphylos uva-ursi</i>  <i>Grow in acidic, dry to medium, well-drained, sandy or gritty soils in full sun. Tolerates light shade. Usually grows well in poor infertile soils.</i> <b>Height: 0.50 to 1.00 feet</b> <b>Spread: 3.00 to 6.00 feet</b>
Huckleberry 	<i>Gaylussacia baccata</i>  <i>Spreads easily in sunlit areas to form thickets. Grows well in dry, upland soils. Berries are edible to humans and wildlife.</i> <b>Height: 3.00 to 7.00 feet</b> <b>Spread: 3.00 to 5.00 feet</b>
Canadian Wild Ginger 	<i>Asarum canadense</i>  <i>Easily grown in average, medium to wet, well-drained soil, in part shade to full shade. Prefers constantly moist, acidic soils in heavy shade.</i> <b>Height: 0.50 to 1.00 feet</b> <b>Spread: 1.00 to 1.50 feet</b>
Bunchberry Dogwood 	<i>Cornus Canadensis</i>  <i>Easily grown in average, medium moisture, well-drained soils in part shade. Prefers moist, organically rich, acidic soils.</i> <b>Height: 0.25 to 0.75 feet</b> <b>Spread: 0.50 to 1.00 feet</b>
Eastern Teaberry (Winterberry) 	<i>Gaultheria procumbens</i>  <i>Best grown in organically rich, evenly moist, acidic, well-drained soils in part shade to full shade. Established plants tolerate some dry soils.</i> <b>Height: 0.25 to 0.50 feet</b> <b>Spread: 0.50 to 1.00 feet</b>

<p>Common Blue Violet</p> 	<p><i>Viola sororia</i></p> <p><i>Easily grown in average, medium, well-drained soil in full sun to part shade. Prefers humusy, moisture-retentive soils.</i></p> <p><b>Height: 0.50 to 0.75 feet</b>  <b>Spread: 0.50 to 0.75 feet</b></p>
<p>Creeping Wintergreen (Snowberry)</p> 	<p><i>Gaultheria hispidula</i></p> <p><i>Grows in acidic and neutral soils in open woodland and forest verges, particularly on wet ground such as in or on the edge of bogs, often near tree stumps.</i></p> <p><b>Height: 2.00 to 3.00 feet</b>  <b>Spread: 0.25 to 0.50 feet</b></p>
<p>Tickseed</p> 	<p><i>Coreopsis rosea</i></p> <p><i>Easily grown in medium moisture, well-drained soil in full sun. Has little drought tolerance and needs consistently moist soils in order to thrive.</i></p> <p><b>Height: 1.00 to 2.00 feet</b>  <b>Spread: 1.50 to 2.50 feet</b></p>


## Ferns







<u>Common Name</u>	<u>Scientific Name</u>
<p>Northern Maidenhair Fern</p> 	<p><i>Adiantum pedatum</i></p> <p><i>Easily grown in average, medium, well-drained soil in part shade to full shade. Prefers moist, humusy, acidic soils in full shade.</i></p> <p><b>Height: 1.00 to 2.50 feet</b>  <b>Spread: 1.00 to 1.50 feet</b></p>
<p>Northern Lady Fern</p> 	<p><i>Athyrium angustum</i></p> <p><i>Easily grown in rich, medium moisture, well-drained soil in part shade to full shade. Tolerates drier soils than many other ferns. Shelter from wind to protect fronds from breaking.</i></p> <p><b>Height: 1.50 to 2.50 feet</b>  <b>Spread: 1.50 to 2.50 feet</b></p>








<p style="text-align: center;">Hay-scented Fern</p> 	<p style="text-align: center;"><i>Dennstaedtia punctilobula</i></p> <p><i>Found in damp or dry acidic soils in shade or partial sun. Good understory plant. Deer resistant.</i></p> <p style="text-align: center;"><b>Height: 1 foot</b> <b>Spread: 1-2 feet</b></p>
<p style="text-align: center;">Fiddlehead Fern</p> 	<p style="text-align: center;"><i>Matteuccia struthiopteris</i></p> <p><i>Easily grown in average, medium to wet soils in part shade to full shade. Best in rich soils with constant moisture.</i></p> <p style="text-align: center;"><b>Height: 3.00 to 6.00 feet</b> <b>Spread: 5.00 to 8.00 feet</b></p>
<p style="text-align: center;">Massachusetts Fern</p> 	<p style="text-align: center;"><i>Parathelypteris simulate</i></p> <p><i>Prefers acidic, moist soils near wetlands in partial to full sun.</i></p> <p style="text-align: center;"><b>Height: 1.50 to 3.00 feet</b> <b>Spread: 1.00 to 1.50 feet</b></p>
<p style="text-align: center;">Interrupted Fern</p> 	<p style="text-align: center;"><i>Osmunda claytoniana</i></p> <p><i>Easily grown in medium to wet soils in part shade to full shade. Prefers moist, rich, humusy, acidic soils.</i></p> <p style="text-align: center;"><b>Height: 2.00 to 3.00 feet</b> <b>Spread: 2.00 to 3.00 feet</b></p>







## Wildflowers






<u>Common Name</u>	<u>Scientific Name</u>
<p style="text-align: center;">Orange Coneflower</p> 	<p style="text-align: center;"><i>Rudbeckia fulgida</i></p> <p><i>Easily grown in dry to medium, organically rich to average, well-drained soils in full sun.</i></p> <p style="text-align: center;"><b>Height: 2.00 to 3.00 feet</b> <b>Spread: 2.00 to 2.50 feet</b></p>



<p>Purple Coneflower</p> 	<p><i>Echinacea purpurea</i></p> <p>Easily grown in average, dry to medium, well-drained soil in full sun to part shade. Best in full sun.  <b>Height: 2.00 to 5.00 feet</b>  <b>Spread: 1.50 to 2.00 feet</b></p>
<p>Black-Eyed Susan</p> 	<p><i>Rudbeckia hirta</i></p> <p>Short lived perennial that is winter hardy. It is easily grown in average, medium moisture, well-drained soils in full sun. Best in moist, organically rich soils.  <b>Height: 2.00 to 3.00 feet</b>  <b>Spread: 1.00 to 2.00 feet</b></p>
<p>Butterfly Milkweed</p> 	<p><i>Asclepias tuberosa</i></p> <p>Easily grown in average, dry to medium, well-drained soils in full sun. Drought tolerant. Does well in poor, dry soils.  <b>Height: 1.00 to 2.50 feet</b>  <b>Spread: 1.00 to 1.50 feet</b></p>
<p>Yarrow</p> 	<p><i>Achillea millefolium</i></p> <p>Best grown in lean, dry to medium, well-drained sandy loams in full sun. Keep protected from wind.  <b>Height: 2.00 to 3.00 feet</b>  <b>Spread: 2.00 to 3.00 feet</b></p>
<p>Seaside Goldenrod</p> 	<p><i>Solidago sempervirens</i></p> <p>Grows naturally in dry to damp soils. High saline soil and salt spray tolerance. Does best in part to full sun.  <b>Height: 3.00 to 6.00 feet</b>  <b>Spread: 1.00 to 2.00 feet</b></p>
<p>Wild Lupine</p> 	<p><i>Lupinus perennis</i></p> <p>Grows best in part shade to full sun and in dry sandy soil.  <b>Height: 0.50 to 2.00 feet</b>  <b>Spread: 1.00 to 2.00 feet</b></p>

<p>Pearly Everlasting</p> 	<p><i>Anaphalis margaritacea</i></p> <p>Prefers dry, sunny conditions in a variety of soils, just not too wet.</p> <p>Height: 3-4' Spread 1-2'</p>
<p>Creeping Phlox</p> 	<p><i>Phlox stolonifera</i></p> <p>Small flowering plant grown in average, medium, well-drained soil in full sun to part shade.</p> <p>Height: less than 1' Spread: 3'</p>
<p>New England Blazing Star</p> 	<p><i>Liatris novae angliae</i></p> <p>Prefers full sun in well-drained soil in moderate moisture conditions.</p> <p>Height: 1'-5' Width: 1'</p>
<p>Bluets</p> 	<p><i>Houstonia caerulea</i></p> <p>Easily grown in average, medium, well-drained soil in full sun to part shade.</p> <p>Height: 1' Spread: 1'</p>
<p>Spotted Crane's Bill</p> 	<p><i>Geranium maculatum</i></p> <p>Easily grown in average, medium, well-drained soil in full sun to part shade. Prefers moist, humusy soils, but tolerates poor soils.</p> <p>Height: 1.50 to 2.00 feet Spread: 1.00 to 1.50 feet</p>





<p>Foxglove Beardtongue</p> 	<p><i>Penstemon digitalis</i></p> <p>Grow in average, dry to medium moisture, well-drained soil in full sun. Avoid wet, poorly drained soils.</p> <p><b>Height: 3.00 to 5.00 feet</b>  <b>Spread: 1.50 to 2.00 feet</b></p>
<p>Mountain Mint</p> 	<p><i>Pycnanthemum muticum</i></p> <p>Easily grown in fertile, moist to medium moisture, well-drained soils in full sun to part shade. Best flowering in full sun.</p> <p><b>Height: 1.00 to 3.00 feet</b>  <b>Spread: 1.00 to 3.00 feet</b></p>
<p>Cardinal Flower</p> 	<p><i>Lobelia cardinalis</i></p> <p>Easily grown in full sun to part shade. Needs constant moisture. Tolerates brief flooding. Root mulch should be applied in cold winter climates to protect the root system and to prevent root heaving.</p> <p><b>Height: 2.00 to 4.00 feet</b>  <b>Spread: 1.00 to 2.00 feet</b></p>
<p>Purple Headed Sneezeweed</p> 	<p><i>Helenium flexuosum</i></p> <p>Easily grown in average, medium to wet soils in full sun. Prefers rich, moist soils.</p> <p><b>Height: 1.00 to 3.00 feet</b>  <b>Spread: 1.00 to 2.00 feet</b></p>
<p>False Indigo</p> 	<p><i>Baptisia australis</i></p> <p>Easily grown in average, dry to medium, well-drained soil in full sun to part shade. Tolerates drought and poor soils.</p> <p><b>Height: 3.00 to 4.00 feet</b>  <b>Spread: 3.00 to 4.00 feet</b></p>
<p>Red Columbine</p> 	<p><i>Aquilegia Canadensis</i></p> <p>Easily grown in full sun to part shade. Wide range of soil tolerance as long as drainage is good. Prefers rich, moist soils in light to moderate shade.</p> <p><b>Height: 2.00 to 3.00 feet</b>  <b>Spread: 1.00 to 1.50 feet</b></p>





<p>Swamp Milkweed</p> 	<p><i>Asclepias incarnate</i></p> <p><i>Easily grown in medium to wet soils in full sun.</i>  <b>Height: 4.00 to 5.00 feet</b>  <b>Spread: 2.00 to 3.00 feet</b></p>
<p>White Turtlehead</p> 	<p><i>Chelone glabra</i></p> <p><i>Best grown in moist to wet, rich, humusy soils in part shade. Appreciates a good composted leaf mulch, particularly in sunny areas.</i>  <b>Height: 2.00 to 3.00 feet</b>  <b>Spread: 1.50 to 2.50 feet</b></p>
<p>New England Aster</p> 	<p><i>Aster novae-angliae</i></p> <p><i>Easily grown in average, medium, well-drained soil in full sun. Prefers moist, rich soils. Good air circulation helps reduce incidence of foliar diseases.</i>  <b>Height: 3.00 to 6.00 feet</b>  <b>Spread: 2.00 to 3.00 feet</b></p>
<p>Boneset</p> 	<p><i>Eupatorium perfoliatum</i></p> <p><i>Member of the Aster family. Found in low, wet areas. Good pollinator plant. Produces dense cluster of white flowers.</i></p> <p><b>Height: 1 foot</b>  <b>Spread: Individual plants less than 1 foot</b></p>
<p>Rabbit Tobacco</p> 	<p><i>Pseudognaphalium obtusifolium</i></p> <p><i>Member of the Aster family. Found in open, dry, sandy sites. Also called Sweet Everlasting. When crushed, it has a maple scent.</i></p> <p><b>Height: 1-3 feet</b>  <b>Spread: 1-3 feet</b></p>







<p style="text-align: center;"><b>Woodland Sunflower</b></p> 	<p style="text-align: center;"><i>Helianthus divaricatus</i></p> <p><i>Also called Rough Sunflower. Grown in dry, open, sunny sites. Drought tolerant after a few seasons.</i></p> <p><b>Height:</b> 2-4 feet  <b>Spread:</b> individual plant 1-2' feet wide, but colonizes an area over time</p>
<p style="text-align: center;"><b>Coastal Joe-Pye Weed</b></p> 	<p style="text-align: center;"><i>Eutrochium dubium</i></p> <p><i>Easily grown in abundantly moist, fertile, humusy soils in full sun to part shade. Also performs well in moist sandy soils.</i></p> <p><b>Height:</b> 3.00 to 4.00 feet  <b>Spread:</b> 1.00 to 3.00 feet</p>

## Grasses and Forbs

<u>Common Name</u>	<u>Scientific Name</u>
<p style="text-align: center;">Broomsedge</p> 	<p style="text-align: center;"><i>Andropogon virginicus</i></p> <p><i>Grows on a wide variety of soils, preferring loose, sandy, moist sites with low fertility. It also is a shallow rooted plant. Variable sun needs.</i></p> <p><b>Height:</b> 2.00 to 4.00 feet  <b>Spread:</b> 0.50 to 1.00 feet</p>
<p style="text-align: center;">Path Rush</p> 	<p style="text-align: center;"><i>Juncus tenuis</i></p> <p><i>Easily grown in average, medium to wet soil in full sun to part shade.</i></p> <p><b>Height:</b> 0.50 to 2.00 feet  <b>Spread:</b> 0.50 to 2.00 feet</p>



<p>Pennsylvania Sedge</p> 	<p><i>Carex pensylvanica</i></p> <p>Easily grown in average, dry to medium, well-drained soils in part shade to full shade. Prefers loose loams in dry soils in sun-dappled part shade.</p> <p><b>Height: 0.50 to 1.00 feet</b>  <b>Spread: 0.50 to 1.00 feet</b></p>
<p>Prairie Dropseed</p> 	<p><i>Sporobolus neglectus</i></p> <p>Easily grown in full sun. Tolerates wide range of soils, including heavy clays. Prefers dry, rocky soils.</p> <p><b>Height: 2.00 to 3.00 feet</b>  <b>Spread: 2.00 to 3.00 feet</b></p>
<p>Purple Lovegrass</p> 	<p><i>Eragrostis spectabilis</i></p> <p>Grow in average, dry to medium, well-drained soils in full sun. Plants generally perform best in sandy or gravelly loams in hot, dry locations.</p> <p><b>Height: 1.00 to 2.00 feet</b>  <b>Spread: 1.00 to 2.00 feet</b></p>
<p>Wavy Hair Grass</p> 	<p><i>Deschampsia flexuosa</i></p> <p>Grows best in partial sun, with sandy, loamy soils. Enjoys dry, medium wet soils.</p> <p><b>Height: 1.00 to 2.00 feet</b>  <b>Spread: 0.50 to 1.00 feet</b></p>
<p>American Beach Grass</p> 	<p><i>Ammophila breviligulata</i></p> <p>Grows best in full sun in dry, sandy soils. Mainly found right along beaches.</p> <p><b>Height: 1.00 to 2.50 feet</b>  <b>Spread: 0.50 to 1.00 feet</b>  (spreads rapidly)</p>

<p>Northern Panicgrass</p> 	<p><i>Dichanthelium boreale</i></p> <p>Best grown in partial shade in moist wetland areas.  <b>Height: 1.00 to 2.00 feet</b>  <b>Spread: 0.50 to 1.00 feet</b></p>
<p>Poverty Grass</p> 	<p><i>Danthonia spicata</i></p> <p>This grass thrives in sunny exposures with poor dry soil.  <b>Height: 1.00 to 2.00 feet</b>  <b>Spread: 0.50 to 1.50 feet</b></p>
<p>Switchgrass</p> 	<p><i>Panicum virgatum</i></p> <p>Easily grown in average, medium to wet soils in full sun to part shade. Tolerates a wide range of soils, including dry ones, but prefers moist, sandy or clay soils.  <b>Height: 3.00 to 6.00 feet</b>  <b>Spread: 2.00 to 3.00 feet</b></p>
<p>Red Fescue</p> 	<p><i>Festuca rubra</i></p> <p>Does well in part shade and grows best in cool climates with dry soil.  <b>Height: 0.25 to 0.25 feet</b>  <b>Spread: 0.25 to 0.25 feet</b></p>
<p>Coastal Panicgrass</p> 	<p><i>Dichanthelium longiligulatum</i></p> <p>Grows best with a deep root system in full sun; high drought tolerance; moderate salt tolerance.  <b>Height: 3.00 to 6.00 feet</b>  <b>Spread: 1.00 to 2.00 feet</b></p>
<p>Bushy Bluestem</p> 	<p><i>Andropogon glomeratus</i></p> <p>Easily grown in medium to wet soils in full sun. Tolerates very light shade. Prefers moist, fertile, loamy soils that do not dry out and is generally intolerant of dry soils.  <b>Height: 3.00 to 6.00 feet</b>  <b>Spread: 2.00 to 3.00 feet</b></p>

Big Bluestem



*Andropogon gerardii*

*Easily grown in average, dry to medium, well-drained soils in full sun. Tolerant of a wide range of soils and growing conditions.*

***Height: 4.00 to 6.00 feet***

***Spread: 2.00 to 3.00 feet***

Little Bluestem



*Schizachyrium scoparium*

*Easily grown in average, dry to medium moisture, well-drained soil in full sun. Tolerates a wide range of soil conditions.*

***Height: 2.00 to 4.00 feet***

***Spread: 1.50 to 2.00 feet***