

BOARD OF WATER COMMISSIONER'S AGENDA*
Conference Room, Harwich Water Department
196 Chatham Road, Harwich, MA
Thursday, September 6, 2018, 2:00 p.m.

- I. CALL TO ORDER
- II. PUBLIC COMMENTS/ANNOUNCEMENTS
- III. CONSENT AGENDA
 - A. Minutes-
 - a. July 26, 2018 – *amended*
 - b. August 20, 2018
- IV. ABATEMENTS
- V. OLD/UNFINISHED BUSINESS
 - A. Capital Plan
 - B. Legal Services
 - C. Prevailing Wage
 - D. Water Management Act Permit
- VI. NEW BUSINESS
 - A. Lead & Copper Sampling
 - B. Irrigation Meters
- VII. SUPERINTENDENT'S REPORT
- VIII. COMMISSIONER'S REPORT
- IX. CORRESPONDENCE/ANY OTHER BUSINESS
- X. NEXT MEETING; TBD
- XI. ADJOURNMENT

**Per the Attorney General's Office: The Board of Water Commissioners may hold an open session for topics not reasonably anticipated by the Chair 48 hours in advance of the meeting following "New Business."*

If you are deaf or hard of hearing or are a person with a disability who requires an accommodation, contact the Water Department Office at 508-432-0304 x.0 or by email at customerservice@harwichwater.com.

Authorized Posting Officer:

Tracey Alves

Tracey Alves, Board Secretary

Posted By: _____

Town Clerk

Date: _____

Harwich Water Department
BOARD OF WATER COMMISSIONERS
Thursday, July 26, 2018, 8:30 a.m.

Present: Chair Allin Thompson, Vice Chair Gary Carreiro, Clerk Judith Underwood, Superintendent Dan Pelletier, Comptroller Sandra Sieger, Sr. Billing Administrator Wellesley Marsh, Board Secretary Tracey Alves, George Rockwood

Chair Thompson called the meeting to order at 8:30 a.m.

Chair Thompson entertained a motion to approve the minutes from May 17, 2018, June 19, 2018 and July 11, 2018. Vice Chair Carreiro moved to approve the motion with a second by Clerk Underwood; all in favor; 3-0-0.

The Board reviewed an abatement request submitted by 6 Heather Road for water bill #283707. Clerk Underwood motioned to abate fifty percent of the cost billed for consumption. Vice Chair Carreiro seconded the motion, all in favor; 3-0-0.

The Board reviewed an abatement request submitted by 9 Bayview Road, Unit A, for water bill #278552. Vice Chair Carreiro motioned to abate fifty percent of the cost billed for consumption. Clerk Underwood seconded the motion, all in favor; 3-0-0.

The Board reviewed an abatement request submitted by 25 Trout Brook Road for water bill #282104. Vice Chair Carreiro motioned to deny the request for abatement. Clerk Underwood seconded the motion, all in favor; 3-0-0.

The Board reviewed the FY18 4th Quarter Internal Adjustments in the amount of \$14,027.56. Vice Chair Carreiro motioned to approve the FY18 4th Quarter Internal Adjustments. Clerk Underwood seconded the motion, all in favor; 3-0-0.

The Board reviewed the abatement for FY18 4th Quarter Water Department water usage. Vice Chair Carreiro motioned to approve the abatement for FY18 4th Quarter Water Department water usage. Clerk Underwood seconded the motion, all in favor; 3-0-0.

The Board received an update on the status of the law suit with 2 Northern Ave.

Superintendent Pelletier notified the Board that T-Mobile will be terminating their Pleasant Lake Tank cellular equipment lease agreement.

Discussion took place regarding Channel 18 filming the Board of Water Commissioner meetings.

A report was given regarding the first quarterly billing projections vs. the actual amounts billed.

The Board received a FY18 budget update and were provided with an updated budget report which reflected the Indirect charges from the Town (see attached).

The Board discussed the topic of independent legal services.

Superintendent Pelletier provided the Board with an update regarding prevailing wage.

The next Board meeting will be held on August 14, 2018 at 2:00 p.m.

The meeting adjourned at 9:56 a.m.

Allin P. Thompson, Chairman

Dan Pelletier, Superintendent

Gary Carreiro, Vice Chair

Tracey Alves, Board Secretary

Clerk, Judith Underwood

RESERVE FUND (FY17) Retained Earnings Certification 10/23/17 **2,312,182.00**

	FY18 Budget	YTD Actual	Available	%Exp
13204501 SALARY & WAGES	1,231,067.00	1,178,350.24	52,716.76	95.7%
<u>Total Salary & Wages</u>	<u>1,231,067.00</u>	<u>1,178,350.24</u>	<u>52,716.76</u>	
13204502 EXPENSES				
Operations & Maintenance	1,374,434.00	1,295,905.05	78,528.95	94.3%
Indirects (incl. OPEB \$50K)	700,178.00	50,000.00	650,178.00	
OFUS-Indirects		650,178.00	(650,178.00)	
Debt	820,915.00	768,427.30	52,487.70	
<u>Total Expenses</u>	<u>2,895,527.00</u>	<u>2,764,510.35</u>	<u>131,016.65</u>	
		9,441.59		
13204504 REVENUE				
<u>Total Revenue</u>	<u>4,576,650.00</u>	<u>4,252,381.96</u>	<u>324,268.04</u>	92.9%

SUMMARY	FY18 Budget	YTD Actual
Budget Expenses	4,126,594.00	3,942,860.59
Budget Revenues	4,576,650.00	4,252,381.96
Estimated Surplus (or Deficit)	450,056.00	309,521.37

132045A* ARTICLES	FY18 Budget	YTD Actual	Available
616021 ATM 16 #21 New Excavator	4,548.00	-	4,548.00
616022 ATM 16 #22 Lothrop Water Tank	36,192.00	26,704.91	9,487.09
616023 ATM 16 #23 SCADA System	231,099.00	231,098.59	0.41
617010 ATM 17 #10 Facility Maintenance	33,930.00	32,256.24	1,673.76
617023 ATM 17 #23 Vehicles	107,856.00	107,855.50	0.50
<u>Total Articles from Receipts or Reserve</u>	<u>413,625.00</u>	<u>397,915.24</u>	<u>15,709.76</u>

13400 ACCOUNTS RECEIVABLE	Due Date	Billed	Uncollected	%Col.
Misc Service and Prior FY Billing	various	various	34,593.92	
FY17 Spring Billing	04/23/17	1,333,196.83	9,705.91	99.3%
FY18 Fall Billing	10/15/17	2,307,230.70	34,966.06	98.5%
FY18 Spring Billing	04/22/18	1,234,669.00	65,931.03	94.7%
FY18 Q4 Billing	08/12/18	546,876.36	380,488.83	30.4%
<u>Total Accounts Receivable as of 06/30/18</u>			<u>525,685.75</u>	
FY19 YTD Receipts			(147,790.00)	57.4%
Total Accounts Receivable as of 07/24/18			377,895.75	

Capital Plan FY20-FY31			
Fiscal Year	Project	Estimated Cost	Notes
FY20	New Source Exploration	\$250,000	
	Pleasant Lake Tank Fill Pipe	\$300,000	Undersized, currently under review
	T1 Generator	\$60,000	Generator installed in 2001, problematic, provides power to SCADA, 3 wells, & office
FY21	New Well Construction	\$500,000	Price dependent on location of source & water quality
FY22	Rt.28 Water main Replacement- Design & Engineering	\$100,000	
	Space Building @ 196 Chatham Rd	\$650,000	
	Station 8 Generator	\$45,000	
FY23	Rt.28 Water main Replacement- Construction	\$2,000,000	1.25 miles from lothrop to lower county - still need to review installation dates for all pipe
FY24	Pavement Management Plan	\$175,000	
	Pipe Discontinuity Upgrade	\$1,500,000	5900 LF of discontinuity
FY25	Paint Pleasant Lake Ave Tank	\$1,750,000	Full engineered coating inspection recommended in 2018 -(spot repair significant savings)
	Vehicle Replacement	\$75,000	
FY26	No Project		
FY27	No Project		
FY28	No Project		
FY29	No Project		
FY30	Vehicle Replacement	\$75,000	
FY31	Construct new tank @ Rt.39	\$4,500,000	Replace spider leg tank W/ larger hydropillar
		Low Estimate	\$11,285,000
		High Estimate	\$12,650,000

Steve Hicks

From: Kyle Edson <kedson@town.harwich.ma.us>
Sent: Thursday, August 30, 2018 10:57 AM
To: Steve Hicks
Subject: Truck 9
Attachments: 20180827_140546.jpg; 20180827_140633.jpg; 20180827_140649.jpg; 20180827_140818.jpg

Good Morning Steve,


We had Truck 9 in the shop recently for some minor repairs. We checked it over while it was in for repairs and noticed some issues with the truck.

- The dump body has holes in the floor that will get larger with use.
- The tailgate on the dump body does not fit correctly.
- The subframe for the dump body is rotting.
- The oil pan is rusty/flaking, will need replacement. Cab off procedure.
- Frame and body rust/rot is progressing rapidly.
- Seat and seat belt attaching points are rotting.

Replacement is recommended.

All future trucks will be undercoated before they are put in service.

Kyle Edson
Town of Harwich
Highway Department
Vehicle Maintenance Manager
273 Queen Ann Road
Harwich MA 02645
kedson@town.harwich.ma.us
508-430-7572
508-430-7598 (fax)
508-237-8471 (cell)


























0.113-17







Estimate

Date: 8/1/2018
 Estimate# HDPW080118
 Customer ID:

To: Harwich Highway Department
 ATTN: Kyle Edson
 273 Queen Anne Road
 Harwich, MA 02645

BUDGETARY ESTIMATE

Salesperson: Paul G King
 508-918-2210

GBPC/BAPERN Contract

Qty	Item #	Description	Unit Price	Line Total
		[Fleet] 2019 Ford Super Duty F-550 DRW (F4H) XL 4WD Reg Cab 145" WB 60" CA		\$ 34,378.00
	NI	Exteropr Color: Blue Jean Metallic		\$
	99T	Engine: 6.7L 4V OHV Power Stroke V8 Turbo Diesel B20 -inc: Diesel Exhaust Fluid (DEF) tank, intelligent oil-life monitor and manual push-button engine-exhaust braking, 220 Amp Extra Heavy-Duty Alternator, Dual 78-AH 750 CCA Batteries, 4.10 Axle Ratio	\$ 9,010.00	\$ 8,739.70
	44W	Transmission: TorqShift 6-Speed Automatic -inc: (6R140), SelectShift		\$
	67A	Dual Alternators (Total 332-Amps)		\$
	660A	Option Package: Order Code 650A		\$
		Gross Vehicle Weight Rating - 16,500 Lbs		\$
		Gross Combined Weight Rating - 28,000 Lbs		\$
	AS	Medium Earth Gray, HD Vinyl 40/20/40 Split Bench Seat -inc: center armrest, cupholder, storage and driver's side manual lumbar		\$
	THB	Tires: 225/70Rx19.5G BSW Traction -inc: 4 traction tires on the rear and 2 all-season tires on the front, Optional spare is 225/70Rx19.5G BSW all-season	\$ 190.00	\$ 184.30
	X41	4.10 Axle Ratio	INC.	INC.
	90L	Power Equipment Group -inc: Deletes passenger side lock cylinder, upgraded door-trim panel, Accessory Delay, Advanced Security Pack, SecuriLock Passive Anti-Theft System (PATS) and inclination/intrusion sensors, MyKey, owner controls feature, Remote Keyless Entry, Trailer Tow Mirrors w/Power Heated Glass, manual telescoping, heated convex spotter mirror and integrated clearance lamps/turn signals, Power Front Side Windows, 1-touch up/down driver/passenger window, Power Locks	\$ 915.00	\$ 887.55
	473	Snow Plow Prep Package	\$ 185.00	\$ 179.45
	52B	Trailer Brake Controller -inc: smart trailer tow connector, Verified to be compatible w/electronic actuated drum brakes only	\$ 270.00	\$ 261.90
	62R	Transmission Power Take-Off Provision -inc: mobile and stationary PTO modes	\$ 280.00	\$ 271.60
	512	Spare Tire, Wheel & Jack	\$ 350.00	\$ 339.50
	18B	Platform Running Boards	\$ 320.00	\$ 310.40

585	Radio: AM/FM Stereo/MP3 -inc: 4 speakers, SYNC Communications & Entertainment System, enhanced voice recognition w/911 Assist, 4.2" LCD center stack screen, Applink, 1 smart-charging USB port and steering wheel audio controls	\$	550.00	\$	533.50
76C	Exterior Backup Alarm	\$	140.00	\$	135.80
	REMAINING STANDARD EQUIPMENT AS SHOWN IN CHROME DATA REPORT			\$	-
	9 Ft. Stainless 2 - 3 CuYd Dump Body with Electric			\$	30,330.00
	Upgrade Dump to Central Hydraulic - Dump, Plow & Sander			\$	-
	1/2" Reinforced Plate w/ D-Rings and Light Plug - Combo			\$	-
	Fisher 9 Ft. HD2 Snow Plow Package			\$	-
	Two Code 3 Vibrant Amber LED Lights mounted on the Grill			\$	-
	Four Code 3 MR6 Amber LED Lights mounted on Dump Body - Two on the Cabshield Facing Forward and One Each on Sides of Cabshield			\$	-
	Pair of Code 3 HB4PAK Amber LED Lights mounted on rear of Dump Body			\$	-
				\$	-
	THIS IS A BUDGETARY ESTIMATE - DUE TO CURRENT UNSTABILITY OF STEEL/ALUMINUM, WE WOULD STRONGLY SUGGEST CONSIDERING ADDING 8 - 10% TO THE TOTAL DUE TO THESE UNCERTAIN FACTORS			\$	-
				\$	-

Special Instructions:

Custom or Special Orders are Non-Refundable
 This Estimate is for Budgetary Purposes and is Not a Guarantee of Cost for Services.
 Estimate is Based on Current Information From Client About the Project Requirments
 Actual Cost May Change Once Project Elements are Finalized

Vehicle Subtotal	
Upfit Subtotal	
Grand Total	\$76,551.70

Thank You For Choosing The Colonial Way!



CHROMEDATA™

Colonial Municipal Group

Paul G King | 508-918-2210 | pking@buycmg.com

HARWICH DPW - BUDGETARY ESTIMATE

[Fleet] 2019 Ford Super Duty F-550 DRW (F5H) XL 4WD Reg Cab 145" WB 60" CA (13)





[Fleet] 2019 Ford Super Duty F-550 DRW (F5H) XL 4WD Reg Cab 145" WB 60" CA (13)

Selected Model and Options

MODEL

CODE	MODEL
F5H	2019 Ford Super Duty F-550 DRW XL 4WD Reg Cab 145" WB 60" CA

COLORS

CODE	DESCRIPTION
N1	Blue Jeans Metallic

ADDITIONAL EQUIPMENT - EXTERIOR

CODE	DESCRIPTION
18B	Platform Running Boards
512	Spare Tire, Wheel & Jack -inc: Excludes carrier, 6-Ton Hydraulic Jack
61J	6-Ton Hydraulic Jack

ADDITIONAL EQUIPMENT - MECHANICAL

CODE	DESCRIPTION
473	Snow Plow Prep Package -inc: pre-selected springs (see Order Guide Supplemental Reference for springs/FGAWR of specific vehicle configurations), Note 1: Restrictions apply; see Supplemental Reference or Body Builders Layout Book for details, Note 2: Also allows for the attachment of a winch
52B	Trailer Brake Controller -inc: smart trailer tow connector, Verified to be compatible w/electronic actuated drum brakes only
62R	Transmission Power Take-Off Provision -inc: transmission mounted live drive and stationary mode PTO
67A	Dual Alternators (Total 332-Amps)

ADDITIONAL EQUIPMENT - ENTERTAINMENT

CODE	DESCRIPTION
585	Radio: AM/FM Stereo/MP3 -inc: 4 speakers, SYNC Communications & Entertainment System, enhanced voice recognition w/911 Assist, 4.2" LCD center stack screen, AppLink, 1 smart-charging USB port and steering wheel audio controls

Prices, specifications, and availability are subject to change without notice, and do not include certain fees, taxes and charges that may be required by law or vary by manufacturer or region. Performance figures are guidelines only, and actual performance may vary. Photos may not represent actual vehicles or exact configurations. Content based on report preparer's input is subject to the accuracy of the input provided. Data Version: 6209, Data updated Jul 31, 2018 9:45:00 PM PDT



[Fleet] 2019 Ford Super Duty F-550 DRW (F5H) XL 4WD Reg Cab 145" WB 60" CA (13)

ADDITIONAL EQUIPMENT - INTERIOR

CODE	DESCRIPTION
76C	Exterior Backup Alarm (Pre-Installed) -inc: Custom accessory

ADDITIONAL EQUIPMENT - PACKAGE

CODE	DESCRIPTION
90L	Power Equipment Group -inc: Deletes passenger side lock cylinder, upgraded door-trim panel, Accessory Delay, Advanced Security Pack, SecuriLock Passive Anti-Theft System (PATS) and inclination/intrusion sensors, MyKey, owner controls feature, Remote Keyless Entry, Trailer Tow Mirrors w/Power Heated Glass, manual telescoping, heated convex spotter mirror and integrated clearance lamps/turn signals, Power Front Side Windows, 1-touch up/down driver/passenger window, Power Locks

TRANSMISSION

CODE	DESCRIPTION
44W	Transmission: TorqShift 6-Speed Automatic -inc: (6R140), SelectShift

OPTION PACKAGE

CODE	DESCRIPTION
660A	Order Code 660A

ENGINE

CODE	DESCRIPTION
99T	Engine: 6.7L 4V OHV Power Stroke V8 Turbo Diesel B20 -inc: Diesel Exhaust Fluid (DEF) tank, Intelligent Oil-Life Monitor, manual push-button engine-exhaust braking and split-shaft calibration compatibility, 220 Amp Extra Heavy Duty Alternator, Dual 78-AH 750 CCA Batteries, 4.10 Axle Ratio

SEAT TYPE

CODE	DESCRIPTION
AS	Medium Earth Gray, HD Vinyl 40/20/40 Split Bench Seat -inc: center armrest, cupholder, storage and driver's side manual lumbar

Prices, specifications, and availability are subject to change without notice, and do not include certain fees, taxes and charges that may be required by law or vary by manufacturer or region. Performance figures are guidelines only, and actual performance may vary. Photos may not represent actual vehicles or exact configurations. Content based on report preparer's input is subject to the accuracy of the input provided. Data Version: 6209, Data updated Jul 31, 2018 9:45:00 PM PDT



[Fleet] 2019 Ford Super Duty F-550 DRW (F5H) XL 4WD Reg Cab 145" WB 60" CA (13)

PRIMARY PAINT

CODE	DESCRIPTION
N1	Blue Jeans Metallic

TIRES

CODE	DESCRIPTION
THB	Tires: 225/70Rx19.5G BSW Traction (THB) -inc: 4 traction tires on the rear and 2 all-season tires on the front, Optional spare is 225/70Rx19.5G BSW all-season

AXLE RATIO

CODE	DESCRIPTION
X41	4.10 Axle Ratio

Options Total

Prices, specifications, and availability are subject to change without notice, and do not include certain fees, taxes and charges that may be required by law or vary by manufacturer or region. Performance figures are guidelines only, and actual performance may vary. Photos may not represent actual vehicles or exact configurations. Content based on report preparer's input is subject to the accuracy of the input provided. Data Version: 6209, Data updated Jul 31, 2018 9:45:00 PM PDT



[Fleet] 2019 Ford Super Duty F-550 DRW (F5H) XL 4WD Reg Cab 145" WB 60" CA (13)

Standard Equipment

Mechanical

Engine: 6.8L 3-Valve SOHC EFI NA V10 (STD)
Transmission: TorqShift 6-Speed Automatic (6R140) -inc: SelectShift (STD)
4.88 Axle Ratio (STD)
50-State Emissions System
Transmission w/Oil Cooler
Manual Transfer Case
Part-Time Four-Wheel Drive
78-Amp/Hr 750CCA Maintenance-Free Battery w/Run Down Protection
HD 240 Amp Alternator
Towing w/Harness and Trailer Sway Control
11040# Maximum Payload
GVWR: 18,000 lbs Payload Package
HD Shock Absorbers
Front And Rear Anti-Roll Bars
Firm Suspension
Hydraulic Power-Assist Steering
40 Gal. Fuel Tank
Single Stainless Steel Exhaust
Dual Rear Wheels
Manual Locking Hubs
Front Suspension w/Coil Springs
Leaf Rear Suspension w/Leaf Springs
4-Wheel Disc Brakes w/4-Wheel ABS, Front And Rear Vented Discs and Brake Assist
Upfitter Switches

Exterior

Wheels: 19.5" Argent Painted Steel -inc: manual locking hubs
Tires: 225/70Rx19.5G BSW AS (STD)
Clearcoat Paint
Black Front Bumper w/Black Rub Strip/Fascia Accent and 2 Tow Hooks
Black Fender Flares
Black Side Windows Trim and Black Front Windshield Trim

Prices, specifications, and availability are subject to change without notice, and do not include certain fees, taxes and charges that may be required by law or vary by manufacturer or region. Performance figures are guidelines only, and actual performance may vary. Photos may not represent actual vehicles or exact configurations. Content based on report preparer's input is subject to the accuracy of the input provided. Data Version: 6209, Data updated Jul 31, 2018 9:45:00 PM PDT



[Fleet] 2019 Ford Super Duty F-550 DRW (F5H) XL 4WD Reg Cab 145" WB 60" CA (13)

Exterior

- Black Door Handles
- Black Manual Side Mirrors w/Manual Folding
- Manual Extendable Trailer Style Mirrors
- Fixed Rear Window
- Light Tinted Glass
- Variable Intermittent Wipers
- Aluminum Panels
- Front Splash Guards
- Black Grille
- Front License Plate Bracket
- Fully Automatic Aero-Composite Halogen Daytime Running Lights Preference Setting Headlamps w/Delay-Off
- Cab Clearance Lights

Entertainment

- Radio w/Seek-Scan
- Radio: AM/FM Stereo -inc: 4-speakers
- Fixed Antenna
- 1 LCD Monitor In The Front

Interior

- 4-Way Driver Seat -inc: Manual Recline and Fore/Aft Movement
- 4-Way Passenger Seat -inc: Manual Recline and Fore/Aft Movement
- Manual Tilt/Telescoping Steering Column
- Gauges -inc: Speedometer, Odometer, Oil Pressure, Engine Coolant Temp, Tachometer, Transmission Fluid Temp, Engine Hour Meter, Trip Odometer and Trip Computer
- Manual Air Conditioning
- Illuminated Locking Glove Box
- Interior Trim -inc: Chrome Interior Accents
- Full Cloth Headliner
- Urethane Gear Shift Knob
- HD Vinyl 40/20/40 Split Bench Seat -inc: center armrest, cupholder, storage and driver's side manual lumbar
- Day-Night Rearview Mirror
- Passenger Visor Vanity Mirror
- 2 12V DC Power Outlets

Prices, specifications, and availability are subject to change without notice, and do not include certain fees, taxes and charges that may be required by law or vary by manufacturer or region. Performance figures are guidelines only, and actual performance may vary. Photos may not represent actual vehicles or exact configurations. Content based on report preparer's input is subject to the accuracy of the input provided. Data Version: 6209, Data updated Jul 31, 2018 9:45:00 PM PDT



[Fleet] 2019 Ford Super Duty F-550 DRW (F5H) XL 4WD Reg Cab 145" WB 60" CA (13)

Interior

- Front Map Lights
- Fade-To-Off Interior Lighting
- Full Vinyl/Rubber Floor Covering
- Underhood Lights
- Instrument Panel Bin and Covered Dashboard Storage
- Manual 1st Row Windows
- Systems Monitor
- Trip Computer
- Outside Temp Gauge
- Analog Display
- Manual Adjustable Front Head Restraints
- Air Filtration

Safety-Mechanical

- Driveline Traction Control

Safety-Exterior

- Side Impact Beams

Safety-Interior

- Dual Stage Driver And Passenger Seat-Mounted Side Airbags
- Dual Stage Driver And Passenger Front Airbags w/Passenger Off Switch
- Safety Canopy System Curtain 1st Row Airbags
- Outboard Front Lap And Shoulder Safety Belts -inc: Height Adjusters

WARRANTY

- Basic Years: 3
- Basic Miles/km: 36,000
- Drivetrain Years: 5
- Drivetrain Miles/km: 60,000
- Corrosion Years: 5
- Corrosion Miles/km: Unlimited
- Roadside Assistance Years: 5
- Roadside Assistance Miles/km: 60,000

Prices, specifications, and availability are subject to change without notice, and do not include certain fees, taxes and charges that may be required by law or vary by manufacturer or region. Performance figures are guidelines only, and actual performance may vary. Photos may not represent actual vehicles or exact configurations. Content based on report preparer's input is subject to the accuracy of the input provided. Data Version: 6209, Data updated Jul 31, 2018 9:45:00 PM PDT



Main Office
 80 Southbridge Rd (Rt. 20)
 PO Box 578
 North Oxford, MA 01537
 (800) 922-8295
 fax (508) 987-3578

Quote # 8902

Monday, August 20, 2018
Prepared for
 HARWICH WATER DEPT (# 3766)
 DAN PELLETIER
 196 CHATHAM RD
 HARWICH, MA 02645

Quote # 8902 Prepared by
 Stan Warren
 mobile # : 508-989-5728
 StanWarren@SchmidtEquipment.com

Cust #	Purchase Order	Year	Make	Model	Hours	Serial Number
3766		2008	Deere	35D		FF035DX260166

Excavator boom to bucket P&B, House bearing

Qty	Description	Price Each	Ext. Price
1	Replacement parts: House bearing, Excavator boom to bucket all pins and bushings.	\$5,570.00	\$5,570.00
Labor	Shop Labor: Replace house bearing, Excavator boom to bucket all pins and bushings.		\$6,240.00
		Parts	\$5,570.00
		Labor	\$6,240.00
		Trucking	\$0.00
		Freight	\$0.00
		Est Sales Tax	\$0.00
		Total	\$11,810.00

Specs

- Preliminary estimate, prior to machine inspection. Additional parts, supplies, and labor may be needed once work has commenced.

Terms & Conditions

- Estimate is valid for 30 days. Any miscellaneous parts and labor needed to complete job will be additional.
- A Deposit is required. Payment terms must be arranged prior to ordering parts or performing service work.
- This estimate is based on what was observed by our representative in the field. In the event that we begin this job and find broken, cracked and / or worn components that could not be seen without removal of components and/or panels, we reserve the right to re-estimate any additional parts and labor. If we feel additional parts or labor are needed, the job will be held for visual inspection by the owner. The job will not resume until an agreement is made.
- For Preventative Agreements: JDLink transmits machine hours to allow Dealer to monitor maintenance requirements. The customer is responsible to communicate machine hours to dealer.
- You may be able to charge this purchase on a John Deere PowerPlan charge account. Ask your Sales Rep for details.

Price shown excludes sales tax.

 Customer signature

 Date

Schmidt Equipment is grateful for the opportunity to earn your business.

LCR	4126000	HARWICH WATER DEPARTMENT	51 Widah Dr.	8/8/2018	07:40:00	BARNSTABLE COUNTY HEALTH & ENV DEPT	COPPER	0.031	0.0010	EPA 200.8	8/14/2018	8/23/2018
LCR	4126000	HARWICH WATER DEPARTMENT	51 Widah Dr.	8/8/2018	07:40:00	BARNSTABLE COUNTY HEALTH & ENV DEPT	LEAD	ND	0.0010	EPA 200.8	8/14/2018	8/23/2018
LCR	4126000	HARWICH WATER DEPARTMENT	56 Wilmas Way	8/8/2018	06:00:00	BARNSTABLE COUNTY HEALTH & ENV DEPT	COPPER	0.031	0.0010	EPA 200.8	8/14/2018	8/23/2018
LCR	4126000	HARWICH WATER DEPARTMENT	56 Wilmas Way	8/8/2018	06:00:00	BARNSTABLE COUNTY HEALTH & ENV DEPT	LEAD	ND	0.0010	EPA 200.8	8/14/2018	8/23/2018
LCR	4126000	HARWICH WATER DEPARTMENT	57 Widah Dr.	8/8/2018	07:00:00	BARNSTABLE COUNTY HEALTH & ENV DEPT	LEAD	0.0018	0.0010	EPA 200.8	8/14/2018	8/23/2018
LCR	4126000	HARWICH WATER DEPARTMENT	57 Widah Dr.	8/8/2018	07:00:00	BARNSTABLE COUNTY HEALTH & ENV DEPT	COPPER	0.068	0.0010	EPA 200.8	8/14/2018	8/23/2018
LCR	4126000	HARWICH WATER DEPARTMENT	60 Widah Dr.	8/8/2018	07:00:00	BARNSTABLE COUNTY HEALTH & ENV DEPT	COPPER	0.080	0.0010	EPA 200.8	8/14/2018	8/23/2018
LCR	4126000	HARWICH WATER DEPARTMENT	60 Widah Dr.	8/8/2018	07:00:00	BARNSTABLE COUNTY HEALTH & ENV DEPT	LEAD	0.0010	0.0010	EPA 200.8	8/14/2018	8/23/2018
LCR	4126000	HARWICH WATER DEPARTMENT	61 Widah Dr.	8/8/2018	06:00:00	BARNSTABLE COUNTY HEALTH & ENV DEPT	COPPER	0.045	0.0010	EPA 200.8	8/14/2018	8/23/2018
LCR	4126000	HARWICH WATER DEPARTMENT	61 Widah Dr.	8/8/2018	06:00:00	BARNSTABLE COUNTY HEALTH & ENV DEPT	LEAD	ND	0.0010	EPA 200.8	8/14/2018	8/23/2018
LCR	4126000	HARWICH WATER DEPARTMENT	73 Azalea Dr.	8/1/2018	07:00:00	BARNSTABLE COUNTY HEALTH & ENV DEPT	COPPER	0.16	0.0010	EPA 200.8	8/7/2018	8/9/2018
LCR	4126000	HARWICH WATER DEPARTMENT	73 Azalea Dr.	8/1/2018	07:00:00	BARNSTABLE COUNTY HEALTH & ENV DEPT	LEAD	0.0011	0.0010	EPA 200.8	8/7/2018	8/9/2018
LCR	4126000	HARWICH WATER DEPARTMENT	77 Azalea Dr.	8/1/2018	07:45:00	BARNSTABLE COUNTY HEALTH & ENV DEPT	COPPER	0.21	0.0010	EPA 200.8	8/7/2018	8/9/2018
LCR	4126000	HARWICH WATER DEPARTMENT	77 Azalea Dr.	8/1/2018	07:45:00	BARNSTABLE COUNTY HEALTH & ENV DEPT	LEAD	0.0012	0.0010	EPA 200.8	8/7/2018	8/9/2018
LCR	4126000	HARWICH WATER DEPARTMENT	8 Putting Green Lane	8/1/2018	04:00:00	BARNSTABLE COUNTY HEALTH & ENV DEPT	COPPER	0.30	0.0010	EPA 200.8	8/7/2018	8/9/2018
LCR	4126000	HARWICH WATER DEPARTMENT	8 Putting Green Lane	8/1/2018	04:00:00	BARNSTABLE COUNTY HEALTH & ENV DEPT	LEAD	ND	0.0010	EPA 200.8	8/7/2018	8/9/2018
LCR	4126000	HARWICH WATER DEPARTMENT	95 Church St.	8/1/2018	09:00:00	BARNSTABLE COUNTY HEALTH & ENV DEPT	LEAD	ND	0.0010	EPA 200.8	8/7/2018	8/9/2018
LCR	4126000	HARWICH WATER DEPARTMENT	95 Church St.	8/1/2018	09:00:00	BARNSTABLE COUNTY HEALTH & ENV DEPT	COPPER	0.036	0.0010	EPA 200.8	8/7/2018	8/9/2018
LCR	4126000	HARWICH WATER DEPARTMENT	Monomoy HS Bathroom	8/7/2018	09:30:00	BARNSTABLE COUNTY HEALTH & ENV DEPT	LEAD	ND	0.0010	EPA 200.8	8/14/2018	8/23/2018
LCR	4126000	HARWICH WATER DEPARTMENT	Monomoy HS Bathroom	8/7/2018	09:30:00	BARNSTABLE COUNTY HEALTH & ENV DEPT	COPPER	0.48	0.0010	EPA 200.8	8/14/2018	8/23/2018
LCR	4126000	HARWICH WATER DEPARTMENT	Monomoy HS Kitchen	8/7/2018	09:30:00	BARNSTABLE COUNTY HEALTH & ENV DEPT	LEAD	ND	0.0010	EPA 200.8	8/14/2018	8/23/2018
LCR	4126000	HARWICH WATER DEPARTMENT	Monomoy HS Kitchen	8/7/2018	09:30:00	BARNSTABLE COUNTY HEALTH & ENV DEPT	COPPER	0.37	0.0010	EPA 200.8	8/14/2018	8/23/2018

Harwich Water Department
METER REPLACEMENT PROGRAM SUMMARY

Updated 8/16/18

Meters >=15 yrs 3666
 Total Cost to Replace Meters >=15 yrs 1,517,009.56

METERS >= 30 YRS.			
SIZE	COUNT	FY19 COST	TOTAL
5/8"	681	399.89	272,325.09
3/4"	22	513.60	11,299.20
1"	9	675.70	6,081.30
1 1/2"	2	1,197.62	2,395.24
2"	1	3,335.11	<u>3,335.11</u>
TOTAL	715		295,435.94

METERS 25-29 YRS.			
SIZE	COUNT	FY19 COST	TOTAL
5/8"	1006	399.89	402,289.34
3/4"	22	513.60	11,299.20
1"	24	675.70	16,216.80
1 1/2"	4	1,197.62	4,790.48
2"	2	3,335.11	<u>6,670.22</u>
TOTAL	1058		441,266.04

METERS 20-24 YRS.			
SIZE	COUNT	FY19 COST	TOTAL
5/8"	917	399.89	366,699.13
3/4"	25	513.60	12,840.00
1"	15	675.70	10,135.50
1 1/2"	2	1,197.62	2,395.24
2"	1	3,335.11	<u>3,335.11</u>
TOTAL	960		395,404.98

METERS 15-19 YRS.			
SIZE	COUNT	FY19 COST	TOTAL
5/8"	874	399.89	349,503.86
3/4"	34	513.60	17,462.40
1"	23	675.70	15,541.10
1 1/2"	2	1,197.62	2,395.24
2"	0	3,335.11	<u>0.00</u>
TOTAL	933		384,902.60

REPLACEMENT SUMMARY >=15 YRS			
SIZE	COUNT	FY19 COST	TOTAL
5/8"	3478	399.89	1,390,817.42
3/4"	103	513.60	52,900.80
1"	71	675.70	47,974.70
1 1/2"	10	1,197.62	11,976.20
2"	4	3,335.11	<u>13,340.44</u>
TOTAL	3666		1,517,009.56

REPLACEMENT PERCENTAGES			
SIZE	REPL COUNT	TOTAL COUNT	% TO BE REPL
5/8"	6275	9134	68.70%
3/4"	184	357	51.54%
1"	133	245	54.29%
1 1/2"	18	80	22.50%
2"	7	47	14.89%
3"	0	2	0.00%
4"	0	3	0.00%
TOTAL	6617	9868	67.06%

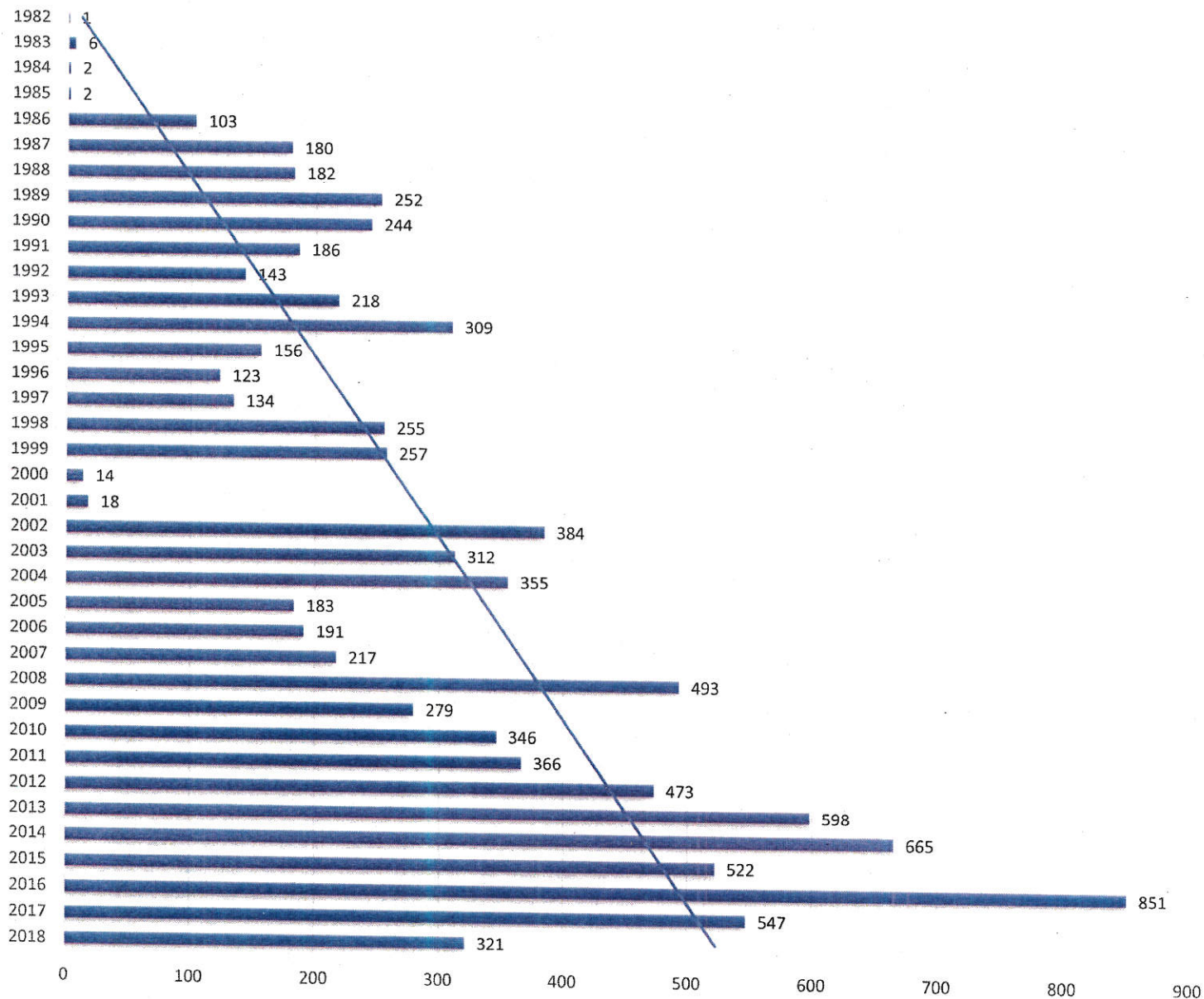
TECHNICIAN REQUIREMENT SCENARIO			
#OF TECHS	DAYS/YR	# PER DAY	# CHANGED
1	245	8	1960
2	245	16	3920

DAYS/YR = 5 days per week x 52 weeks less 15 holidays
 # PER DAY = 5 morning 3 afternoon, not incl. other work

Harwich Water Department
METER REPLACEMENT PROGRAM

081618

Meters Installed by Year



Month/Year August 2018

Monthly Pumpage Report Harwich Water Department

PWS No. 4126000

Date	T1							T2			T3		T10	T11
	Main 1	Main 2	Main 3	Well 1	Well 2	Well 3	Well 4	Well 5	Well 6	Well 7	Well 8	Well 9	Pump 10	Pump 11
1	209,270	209,975	151,709	370,303	232,524	296,055	459,481	463,545	483,243	465,307	430,405	441,642	507,409	450,880
2	178,968	179,213	129,588	317,355	199,131	252,836	392,296	396,774	413,088	397,346	378,671	386,272	433,406	398,202
3	229,357	229,961	166,255	405,051	254,299	323,812	502,698	509,051	529,635	509,073	484,334	495,511	555,088	506,873
4	177,171	177,540	128,269	311,452	194,793	246,920	387,823	392,694	408,857	393,568	374,851	382,781	429,076	392,448
5	170,150	169,738	123,166	292,906	182,522	229,233	369,621	377,909	391,949	377,429	381,421	385,944	412,152	399,317
6	195,490	196,359	142,001	341,981	215,227	271,916	429,627	436,425	454,787	437,635	395,444	406,264	473,867	414,393
7	184,845	185,022	133,997	321,009	200,975	253,225	405,174	410,168	427,624	410,565	399,497	408,450	444,513	420,161
8	221,112	206,770	160,032	384,492	240,594	303,338	484,256	489,311	512,017	489,405	458,113	468,954	533,617	477,918
9	165,139		119,393	294,202	187,180	234,933	360,996	366,411	382,871	366,758	349,626	356,731	405,983	356,964
10	187,450	206,770	135,271	334,100	214,129	276,011	409,462	414,713	433,962	415,111	401,087	408,264	453,651	422,124
11	167,135	8	120,628	297,928	190,791	245,412	365,365	370,180	386,853	370,788	348,628	355,163	404,220	362,932
12	183,224	0	132,152	325,532	206,956	264,899	398,950	404,556	424,033	404,651	393,963	400,595	441,525	412,189
13	201,856	0	146,038	360,132	229,411	294,618	442,419	447,300	467,593	448,724	419,315	429,932	489,047	439,327
14	162,142	0	117,220	288,400	182,639	232,945	354,489	358,612	375,548	358,881	352,338	359,906	391,429	371,167
15	191,077	11	138,244	341,232	214,482	273,880	418,491	422,677	444,348	423,279	395,274	404,074	461,220	413,791
16	169,897	0	122,561	301,215	188,662	239,920	369,040	376,094	395,013	376,163	367,744	372,909	409,936	383,329
17	208,957	0	151,389	375,441	240,326	310,277	459,321	464,503	485,753	464,981	431,147	441,943	569,109	451,570
18	161,403	0	116,105	286,723	183,638	235,608	351,388	356,302	373,603	355,913	359,937	366,978	388,332	377,139
19	159,750	0	116,392	287,769	182,116	232,649	351,706	356,719	374,527	357,913	319,762	324,779	292,733	334,552
20	166,725	8	120,419	297,057	189,089	242,619	364,916	368,916	385,590	369,161	366,492	374,421	184,590	385,698
21	166,490	51,160	120,745	293,800	184,386	233,403	363,683	320,916	334,855	321,725	292,059	295,911	351,006	303,902
22	161,090	161,312	116,518	278,418	175,099	219,758	352,496	355,934	369,359	356,577	339,807	347,060	389,023	356,566
23	133,464	133,255	96,224	232,080	143,543	179,969	289,444	294,182	306,956	295,200	310,721	314,861	391,117	324,596
24	191,485	192,438	138,932	340,351	214,072	272,248	420,809	422,682	443,664	426,828	377,361	386,089	465,227	395,529
25	178,581	178,339	128,820	312,251	195,914	247,489	388,818	387,476	411,520	394,760	384,972	391,682	430,556	402,913
26	173,467	174,230	126,250	305,641	190,847	241,064	381,171	377,370	403,555	387,327	361,370	368,482	422,103	380,383
27	205,817	205,834	148,894	355,954	225,312	285,194	450,641	451,278	473,434	456,163	433,424	443,413	496,983	451,785
28	166,295	166,664	120,423	286,273	179,594	225,602	364,163	366,032	384,473	369,599	370,957	377,909	402,769	390,412
29	207,857	207,784	150,848	355,480	224,201	281,099	455,456	459,416	481,221	461,860	421,113	430,961	503,870	439,179
30	167,472	166,689	120,792	292,596	182,146	229,588	363,937	367,153	384,384	368,850	369,653	375,817	402,491	387,232
31	192,794	193,431	139,957	342,353	215,034	273,329	423,465	421,144	446,043	429,390	390,850	399,553	468,019	409,751
Pumps:	5,635,931	3,592,514	4,079,230	9,929,473	6,259,632	7,949,846	12,331,602	12,406,439	12,990,359	12,460,927	11,860,336	12,103,251	13,404,067	12,413,222
MIN:	133,464	0	96,224	232,080	143,543	179,969	289,444	294,182	306,956	295,200	292,059	295,911	184,590	303,902
MAX:	229,357	229,961	166,255	405,051	254,299	323,812	502,698	509,051	529,635	509,073	484,334	495,511	569,109	506,873
STATIONS:	49,778,227							37,857,724			23,963,587		13,404,067	12,413,222
TOTAL:	137,416,827													

Month/Year August 2017

PWS No. 4126000

Monthly Pumpage Report Harwich Water Department

Date	T1							T2			T3		T10	T11
	Main 1	Main 2	Main 3	Well 1	Well 2	Well 3	Well 4	Well 5	Well 6	Well 7	Well 8	Well 9	Pump 10	Pump 11
8/1/2017	112,731	135,240	0	347,117	217,975	307,743	447,396	381,760	422,000	452,401	429,380	454,671	582,545	448,683
8/2/2017	122,287	146,454	0	378,031	236,206	334,233	483,337	416,273	461,076	498,065	467,461	494,411	629,963	492,513
8/3/2017	111,612	133,388	0	345,691	215,416	304,735	438,329	374,138	413,417	444,505	419,035	443,289	573,955	439,502
8/4/2017	43,929	50,757	0	419,067	250,629	357,769	485,267	419,156	462,834	499,997	467,922	494,987	650,194	492,382
8/5/2017	0	0	0	392,756	235,937	336,109	458,969	394,212	434,591	468,108	439,381	464,781	609,387	459,994
8/6/2017	0	0	0	407,268	246,196	350,213	482,189	414,759	457,179	493,854	461,901	464,034	631,892	484,430
8/7/2017	0	0	0	404,069	244,534	347,749	480,327	416,255	458,524	495,721	463,737	408,450	635,709	488,452
8/8/2017	24,911	30,967	0	248,834	156,537	220,058	321,050	264,939	298,311	314,715	304,178	323,456	415,901	312,879
8/9/2017	94,761	115,111	0	291,003	185,370	260,054	385,947	327,372	360,998	384,751	369,164	391,555	507,792	383,741
8/10/2017	82,387	51,740	0	324,426	199,961	282,622	401,243	339,597	377,443	403,490	383,347	406,672	521,110	397,612
8/11/2017	121,677	0	0	381,574	229,907	327,178	449,002	382,282	425,300	456,510	431,198	456,452	591,587	450,938
8/12/2017	97,554	0	0	305,032	185,451	263,157	365,676	311,823	345,033	368,856	349,067	370,274	491,373	362,985
8/13/2017	89,803	0	0	280,839	171,054	242,827	338,527	289,036	319,469	342,158	322,856	342,764	454,636	335,146
8/14/2017	97,344	0	0	303,928	185,228	262,642	366,270	336,378	368,979	400,224	350,533	371,494	484,236	366,213
8/15/2017	88,385	0	0	275,450	169,238	239,543	338,032	288,055	318,687	341,234	322,436	342,353	444,508	335,745
8/16/2017	99,766	0	0	313,932	192,233	272,313	382,674	329,388	362,609	390,362	367,056	388,887	500,472	384,103
8/17/2017	101,219	0	0	314,504	194,420	274,841	391,496	335,140	370,766	398,057	374,862	397,741	540,687	390,869
8/18/2017	105,722	0	0	330,358	200,592	284,859	395,007	340,925	375,908	405,326	379,471	401,665	531,572	397,850
8/19/2017	79,672	0	0	249,349	151,087	214,118	297,085	252,440	279,392	297,642	282,878	300,259	397,936	293,769
8/20/2017	88,105	0	0	276,354	167,690	237,522	329,312	281,510	310,827	332,873	314,513	333,685	440,035	327,128
8/21/2017	104,664	0	0	328,220	198,334	281,717	388,336	334,724	369,285	397,524	372,793	395,063	511,807	390,795
8/22/2017	105,870	0	0	330,350	202,067	286,511	401,748	342,166	378,174	404,632	385,047	408,214	518,187	401,730
8/23/2017	101,033	0	0	318,357	194,508	276,311	386,348	329,196	363,092	389,281	370,372	392,506	545,671	386,743
8/24/2017	73,069	0	0	315,475	191,101	271,168	374,356	320,902	353,929	380,455	357,855	379,571	502,053	372,735
8/25/2017	111,531	0	0	349,883	210,696	300,360	410,496	352,377	388,494	417,967	394,115	417,205	547,561	412,730
8/26/2017	116,230	0	0	364,507	219,283	312,024	426,383	369,584	69,535	439,245	407,159	431,274	555,553	424,589
8/27/2017	111,747	0	0	350,005	210,768	300,117	410,176	357,567	0	426,031	392,599	416,350	530,469	410,256
8/28/2017	122,898	0	0	389,053	234,089	333,762	455,605	399,394	0	475,914	437,376	462,798	589,872	458,549
8/29/2017	104,182	0	0	325,464	197,953	281,513	390,333	339,798	0	404,294	372,702	395,336	518,298	388,611
8/30/2017	53,581	0	0	258,895	157,631	223,634	310,523	270,013	0	320,491	296,155	314,159	406,638	308,076
8/31/2017	30,837	35,825	0	237,724	146,134	206,504	290,894	252,075	0	297,909	276,887	294,086	381,319	286,616
Pumps :	2,597,507	699,482	0	10,157,515	6,198,225	8,793,906	12,282,333	10,563,234	9,545,852	12,542,592	11,763,436	12,358,442	16,242,918	12,286,364
MIN :	0	0	0	237,724	146,134	206,504	290,894	252,075	0	297,642	276,887	294,086	381,319	286,616
MAX :	122,898	146,454	0	419,067	250,629	357,769	485,267	419,156	462,834	499,997	467,922	494,987	650,194	492,513
STATIONS :	40,728,968							32,651,678			24,121,878		16,242,918	12,286,364
TOTAL:	126,031,806													

Date August 2018
 PWS No. 4126000

Monthly Weather Report
Harwich Water Department

Day	Snow Fall (in.) (Gallons)	Rain Fall (in.)	Temperature High (°F)	Temperature Low (°F)	Temperature AVG (°F)	Weather Comments	Operator
1		0.00	76	69	72		
2		0.00	85	75	80		
3		0.00	84	76	80		
4		0.27	82	74	78		
5		0.10	82	70	76		
6		0.00	85	72	78		
7		0.00	87	75	81		
8		0.00	86	76	81		
9		0.32	80	74	77		
10		0.00	84	70	77		
11		0.00	72	67	70		
12		0.00	75	67	71		
13		0.00	77	69	73		
14		0.03	81	68	75		
15		0.15	80	72	76		
16		0.00	87	70	79		
17		0.00	83	69	76		
18		0.14	84	70	77		
19		0.03	70	67	68		
20		0.09	71	66	69		
21		0.00	71	66	69		
22		0.01	77	65	71		
23		0.00	75	63	69		
24		0.00	77	58	67		
25		0.00	75	61	68		
26		0.00	77	60	68		
27		0.00	85	71	78		
28		0.00	86	72	79		
29		0.00	88	73	81		
30		0.00	88	72	80		
31		0.00	75	61	68		
Total		1.14					
Average		0.04	80.2	69.0			
Max		0.32	88.1	76.1			
Min		0.0	70.1	57.9			

Date August

2017

Monthly Weather Report

PWS No.

4126000

Harwich Water Department

Day	Snow Fall (in.) (Gallons)	Rain Fall (in.)	Temperature High (°F)	Temperature Low (°F)	Weather Comments	Operator
1		0.00	84	67		
2		0.00	80	69		
3		0.00	78	67		
4		0.00	76	67		
5		0.00	73	66		
6		0.00	78	63		
7		0.03	77	58		
8		0.45	70	61		
9		0.00	80	59		
10		0.00	79	62		
11		0.00	77	60		
12		0.59	70	64		
13		0.10	79	67		
14		0.00	78	59		
15		0.06	80	67		
16		0.00	81	65		
17		0.00	79	60		
18		0.61	72	66		
19		4.39	78	70		
20		0.00	83	65		
21		0.00	81	61		
22		0.00	80	70		
23		0.00	80	64		
24		0.00	80	60		
25		0.00	77	60		
26		0.00	75	56		
27		0.00	75	54		
28		0.00	73	54		
29		0.10	68	54		
30		1.00	67	55		
31		0.00	78	55		
Total		7.33				
Average			77.0	62.1		
Max		4.39	84.3	70.4		
Min		0.0	67.2	53.9		