

**BOARD OF WATER & WASTEWATER COMMISSIONER'S
MEETING AGENDA***
Harwich Water Department, 196 Chatham Road, Harwich MA
Thursday, October 19, 2023
11:30 a.m.

**As required by Open Meeting Law, you are hereby informed that the Town will be video and audio taping as well as broadcasting this public meeting. In addition, anyone in the audience who plans to video or audio tape this meeting must notify the Chairman prior to the start of the meeting.*

- I. CALL TO ORDER
- II. EXECUTIVE SESSION
- III. PUBLIC COMMENTS / ANNOUNCEMENTS
- IV. CONSENT AGENDA
 - A. Minutes
 - 1. August 25, 2023
 - 2. September 21, 2023
- V. ABATEMENTS
 - A. 2 Lake Shore Dr
 - B. 81 Riverside Dr
- VI. OLD BUSINESS
 - A. Water & Wastewater Capital Plan
 - B. 551 Route 28, Apt #6 - Payment Plan for Water Service
 - C. FY25 Water & Wastewater Budgets
 - D. Route 28 Watermain Replacement Project
 - E. Q1 Billing Update
- VII. NEW BUSINESS
- VIII. SUPERINTENDENT'S REPORT
- IX. COMMISSIONER'S REPORT
- X. CORRESPONDENCE / ANY OTHER BUSINESS
- XI. NEXT MEETING: TBD
- XII. ADJOURNMENT

**Per the Attorney General's Office: The Board of Water Commissioners may hold an open session for topics not reasonably anticipated by the Chair 48 hours in advance of the meeting following "New Business."*

If you are deaf or hard of hearing or are a person with a disability who requires an accommodation, contact the Water Department Office at 508-432-0304 x.0 or by email at customerservice@harwichwater.com.

Authorized Posting Officer:

Town Posting Date: _____


Tracey Alves | Board Secretary

_____ | Town Clerk

IV. CONSENT AGENDA

A. Minutes

1. August 25, 2023
2. September 21, 2023



V. Abatements

A. 2 Lake Shore Dr

2 Lake Shore Dr

Form Name: Abatement Application

Date of Submission: Fri, 13 Oct 2023 10:45:24 -0400

Location and Description of Property: 2 Lake Shore Drive, Harwich
single family home

Total Amount Assessed: 4,589.93

Total Amount Requested: 628

If request is for Water Usage, what is the requested amount?: 115

If request is for another reason, what is the requested amount?: 628

Reason For Abatement Request: Per section 3.8 please consider this a one time disaster forgiveness occurrence. This extraordinary usage was the result of a one-time serious water leak. As soon as we were notified of the issue we shut off the water and investigated the problem.

SUBSCRIBED THIS DAY UNDER PENALTIES OF PERJURY: 13 October 2023

AGREE?: Checked

Office Use Only	
Board of Water & Wastewater Commissioners:	
Meeting Date: _____	
Approved / Denied	Approved Amount: _____
Signatures:	
x)	x)
x)	x)
x)	Notes:

Accounts

Account: 08991

2 LAKE SHORE DR.

10/16/23 ABATEMENT REQUEST RECEIVED. BOWWC WILL REVIEW ON 10/19/23

10/4/23 DATA LOGGED AGAIN AND THE REPORT SHOWS THE LEAK STOPPED ON 9/26. EMAILED THE NEW REPORT. / OWNER SHUT THE IRRIGATION OFF TO PREVENT FURTHER LOSS PER EMAIL.

10/2/23 OWNER ASKED ABOUT ABATEMENT PROCESS, SO RULES AND REGS WERE EMAILED TO HIM AND HE WAS INFORMED THAT IRRIGATION LEAKS ARE EXCLUDED FROM THE PROCESS..

9/26/23 REPORT SHOWS A CONTINUOUS LEAK WHICH STARTED ON 8/5. REPORT IN FILE. LEFT MESSAGE. WM / OWNER WILL HAVE HIS IRRIGATION COMPANY CHECK TODAY. WE EMAILED HIM THE DATA REPORT AND LEAK DETECTION MATERIAL. WM

9/25/23 HIGH USE OF 763,000 ON LEAK REPORT. WE WILL DATA LOG 9/26

12/1/17 MARKED WATER.

11/30/17 MARK-OUT REQUEST PER RYDER AND WILCOX, D/S 2017 480 7044, TEST HOLES, START DATE: 12/6/17, WORK ORDER # 10116

5/30/17 MARK-OUT PER NATIONAL GRID TO RAISE SERVICE VALVE ON RISER, D/S 2017 220 1044, START 6/2/17, WO# 1183577

8/25/16 CHANGED METER. 1619350

8/23/16 C/O METER APPT SET. TA

8/18/16 WE NEED TO CHANGE THE METER AND UPDATE PHONE AND EMAIL. SENT POST CARD.

WM

8/09 HIGH USE. IRRIGATION? NO PHONE. WM

DATE	CODE	READING	USAGE	AMOUNT	BALANCE
03/24/2005	1			25.00-	.00
03/16/2005	65			50.00	25.00
03/16/2005	10	44000	6000	50.00	25.00-
11/30/2004	1			75.00-	75.00-
10/13/2004	1			50.00-	.00
09/24/2004	10	38000	10000	50.00	50.00
04/23/2004	1			50.00-	.00
03/09/2004	10	28000	2000	50.00	50.00
10/31/2003	1			50.00-	.00
09/26/2003	10	26000	10000	50.00	50.00
04/23/2003	1			25.00-	.00
03/26/2003	10	16000	2000	25.00	25.00
11/07/2002	1			25.00-	.00
10/04/2002	10	14000	14000	25.00	25.00
05/30/2002	1			25.00-	.00
05/06/2002	65			50.00	25.00
05/06/2002	10		9000	25.00	25.00-
01/22/2002	1			50.00-	50.00-
12/26/2001	1			44.40-	.00
11/28/2001	10	53000	26000	44.40	44.40
04/01/2001	1			28.50-	.00
02/13/2001	10	27000	17000	28.50	28.50
08/21/2000	1			25.00-	.00
08/03/2000	10	10000	7000	25.00	25.00
05/16/2000	1			25.00-	.00
04/21/2000	10	3000	3000	25.00	25.00
10/23/1999	100			.00	.00

ACCOUNT SUMMARY

AR Category: 60

Form Type: A ACCOUNT DETAIL

Account #	Customer	Name	Bill#	P	Service #	Type	Parcel	Interest Due	Ending Balance	Total Due
Location	Date							Curr Read # Usage	Amount	
08991	2	LAKE SHORE DR	308483		. L MA 02645		110/A2-R	.00	4589.93	4589.93
		09/29/2023	508467		1WATER-001	Charge		2183000 738000	4589.93	
		07/23/2023	497821		1WATER-001	Pmt Pr	CHECK	Chk/Ref # 816717	-393.78	
		06/30/2023	497821		1WATER-001	Charge		1445000 73000	393.78	
		05/01/2023	487382		1WATER-001	Pmt Pr	CHECK	Chk/Ref # 655230	-47.84	
		04/10/2023	487382		1WATER-001	Charge		1372000 2000	47.84	
		02/10/2023	476891		1WATER-001	Pmt Pr	CHECK	Chk/Ref # 508361	-115.95	
		12/30/2022	476891		1WATER-001	Charge		1370000 24000	115.95	
		10/17/2022	466474		1WATER-001	Pmt Pr	CHECK	Chk/Ref # 234271	-614.63	
		09/26/2022	466474		1WATER-001	Charge		1346000 108000	614.63	
		07/18/2022	455813		1WATER-001	Pmt Pr	CHECK	Chk/Ref # 602526	-347.29	
		06/30/2022	455813		1WATER-001	Charge		1238000 68000	347.29	

** END OF REPORT - Generated by Tracey **

Thank you Tracey.

Unfortunately I am unable to attend at that time. I am happy to answer any questions that the Board may have. I appreciate that the Town promptly notified me of the likely leak and I then immediately took steps to shut off the water and stop additional leaking. While I appreciate that this amount of water was in fact discharged, it is also true that I received no benefit from the excess. I respectfully request that the Board consider an abatement on the one time basis provided in the regulations due to the financial hardship this bill presents.

You may share this email with the Board.

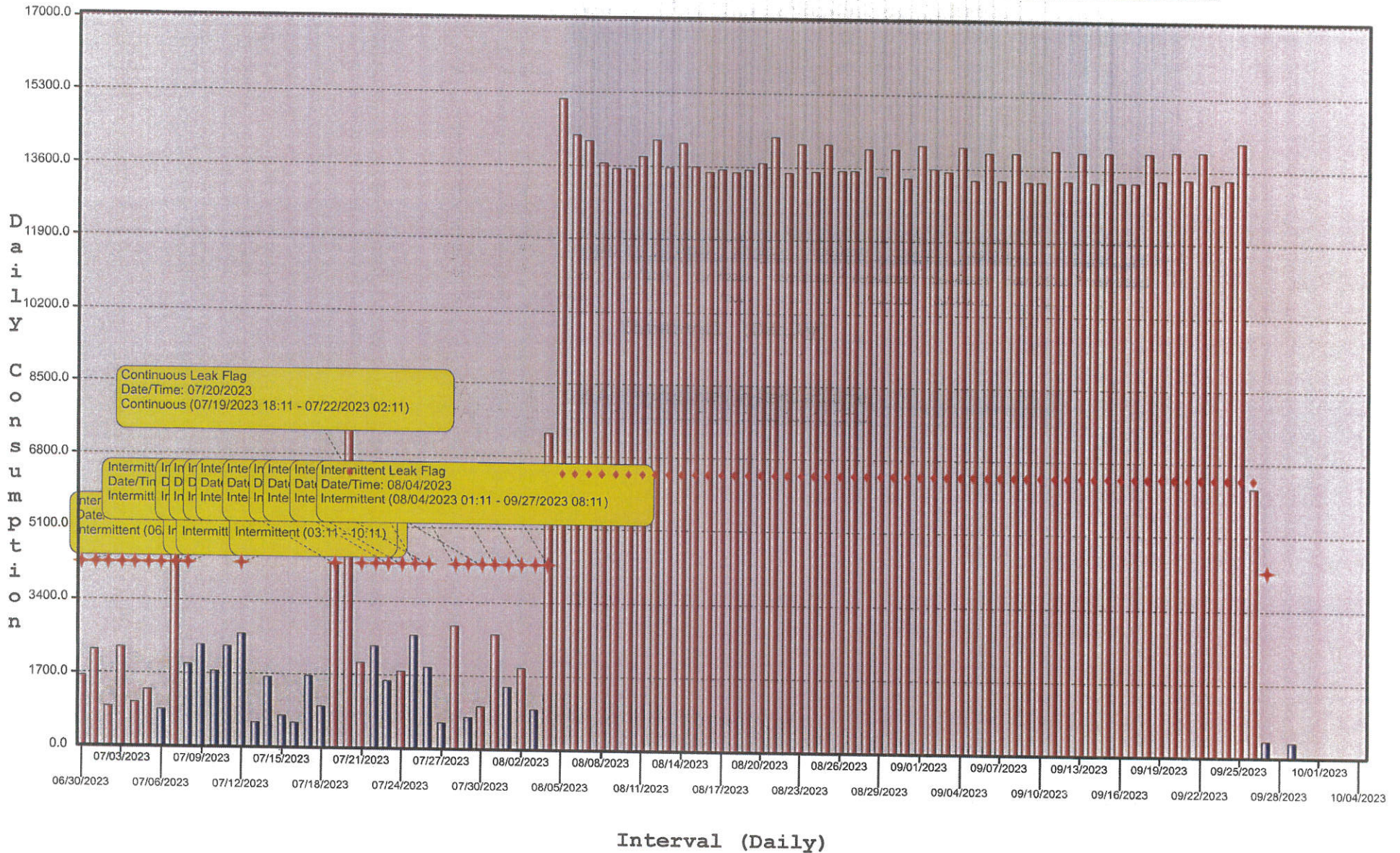
Thank you very much.

Sent from my iPhone

N_SIGHT R900 Report
E-Coder R900i Data Logging Report

MIU#: 1543744374 Acct: Unknown Mtr #: 1543744374 Addr: 2 LAKE SHORE DR for 06/30/2023 through 10/04/2023, WATER, 5/8" - 1" T-10, GALLONS

🚰 Minor Reverse Flow Flag
⚡ Major Reverse Flow Flag
⚠️ Intermittent Leak Flag
🔴 Continuous Leak Flag



N_SIGHT R900 Report
Data Logging Report Daily
 MIU ID: 1543744374 Meter Combination: WATER, 5/8" - 1" T-10, GALLONS
 Interval Date Range: 06/30/2023 - 10/04/2023

Interval Read Date	Interval Reading	Interval Consumption	Minor Backflow	Major Backflow	Intermittent Leak	Continuous Leak
06/30/2023	1460029.0	1617.1	<input type="checkbox"/>	<input type="checkbox"/>	<input checked="" type="checkbox"/>	<input type="checkbox"/>
07/01/2023	1462251.1	2227.1	<input type="checkbox"/>	<input type="checkbox"/>	<input checked="" type="checkbox"/>	<input type="checkbox"/>
07/02/2023	1463196.0	934.9	<input type="checkbox"/>	<input type="checkbox"/>	<input checked="" type="checkbox"/>	<input type="checkbox"/>
07/03/2023	1465475.5	2279.7	<input type="checkbox"/>	<input type="checkbox"/>	<input checked="" type="checkbox"/>	<input type="checkbox"/>
07/04/2023	1465514.9	1019.7	<input type="checkbox"/>	<input type="checkbox"/>	<input checked="" type="checkbox"/>	<input type="checkbox"/>
07/05/2023	1467805.2	1305.5	<input type="checkbox"/>	<input type="checkbox"/>	<input checked="" type="checkbox"/>	<input type="checkbox"/>
07/06/2023	1468337.0	870.4	<input type="checkbox"/>	<input type="checkbox"/>	<input type="checkbox"/>	<input type="checkbox"/>
07/07/2023	1473302.8	4627.2	<input type="checkbox"/>	<input type="checkbox"/>	<input checked="" type="checkbox"/>	<input type="checkbox"/>
07/08/2023	1475194.3	1903.6	<input type="checkbox"/>	<input type="checkbox"/>	<input type="checkbox"/>	<input type="checkbox"/>
07/09/2023	1477577.5	2371.1	<input type="checkbox"/>	<input type="checkbox"/>	<input type="checkbox"/>	<input type="checkbox"/>
07/10/2023	1479330.8	1754.9	<input type="checkbox"/>	<input type="checkbox"/>	<input type="checkbox"/>	<input type="checkbox"/>
07/11/2023	1479332.4	2332.1	<input type="checkbox"/>	<input type="checkbox"/>	<input type="checkbox"/>	<input type="checkbox"/>
07/12/2023	1484268.0	2603.5	<input type="checkbox"/>	<input type="checkbox"/>	<input type="checkbox"/>	<input type="checkbox"/>
07/13/2023	1484387.5	566.1	<input type="checkbox"/>	<input type="checkbox"/>	<input type="checkbox"/>	<input type="checkbox"/>
07/14/2023	1486448.0	1613.9	<input type="checkbox"/>	<input type="checkbox"/>	<input type="checkbox"/>	<input type="checkbox"/>
07/15/2023	1487082.6	720.9	<input type="checkbox"/>	<input type="checkbox"/>	<input type="checkbox"/>	<input type="checkbox"/>
07/16/2023	1487741.4	572.5	<input type="checkbox"/>	<input type="checkbox"/>	<input type="checkbox"/>	<input type="checkbox"/>
07/17/2023	1489396.2	1654.8	<input type="checkbox"/>	<input type="checkbox"/>	<input type="checkbox"/>	<input type="checkbox"/>
07/18/2023	1490350.6	954.4	<input type="checkbox"/>	<input type="checkbox"/>	<input type="checkbox"/>	<input type="checkbox"/>
07/19/2023	1494231.7	4266.9	<input type="checkbox"/>	<input type="checkbox"/>	<input checked="" type="checkbox"/>	<input type="checkbox"/>
07/20/2023	1496906.0	7686.0	<input type="checkbox"/>	<input type="checkbox"/>	<input checked="" type="checkbox"/>	<input type="checkbox"/>
07/21/2023	1504289.6	1986.1	<input type="checkbox"/>	<input type="checkbox"/>	<input checked="" type="checkbox"/>	<input type="checkbox"/>
07/22/2023	1504920.5	2350.5	<input type="checkbox"/>	<input type="checkbox"/>	<input type="checkbox"/>	<input type="checkbox"/>
07/23/2023	1508191.2	1551.1	<input type="checkbox"/>	<input type="checkbox"/>	<input type="checkbox"/>	<input type="checkbox"/>
07/24/2023	1509965.2	1783.4	<input type="checkbox"/>	<input type="checkbox"/>	<input checked="" type="checkbox"/>	<input type="checkbox"/>
07/25/2023	1512599.6	2625.0	<input type="checkbox"/>	<input type="checkbox"/>	<input type="checkbox"/>	<input type="checkbox"/>
07/26/2023	1514478.6	1879.0	<input type="checkbox"/>	<input type="checkbox"/>	<input type="checkbox"/>	<input type="checkbox"/>
07/27/2023	1514482.8	591.9	<input type="checkbox"/>	<input type="checkbox"/>	<input type="checkbox"/>	<input type="checkbox"/>
07/28/2023	1517897.0	2826.5	<input type="checkbox"/>	<input type="checkbox"/>	<input checked="" type="checkbox"/>	<input type="checkbox"/>
07/29/2023	1518430.7	743.8	<input type="checkbox"/>	<input type="checkbox"/>	<input type="checkbox"/>	<input type="checkbox"/>
07/30/2023	1519625.2	986.2	<input type="checkbox"/>	<input type="checkbox"/>	<input checked="" type="checkbox"/>	<input type="checkbox"/>
07/31/2023	1522097.9	2652.9	<input type="checkbox"/>	<input type="checkbox"/>	<input checked="" type="checkbox"/>	<input type="checkbox"/>
08/01/2023	1523722.1	1442.2	<input type="checkbox"/>	<input type="checkbox"/>	<input type="checkbox"/>	<input type="checkbox"/>
08/02/2023	1525599.9	1877.8	<input type="checkbox"/>	<input type="checkbox"/>	<input checked="" type="checkbox"/>	<input type="checkbox"/>
08/03/2023	1525599.9	931.8	<input type="checkbox"/>	<input type="checkbox"/>	<input checked="" type="checkbox"/>	<input type="checkbox"/>
08/04/2023	1533308.3	7333.7	<input type="checkbox"/>	<input type="checkbox"/>	<input checked="" type="checkbox"/>	<input type="checkbox"/>
08/05/2023	1537747.8	15084.5	<input type="checkbox"/>	<input type="checkbox"/>	<input checked="" type="checkbox"/>	<input type="checkbox"/>
08/06/2023	1562656.2	14258.9	<input type="checkbox"/>	<input type="checkbox"/>	<input type="checkbox"/>	<input checked="" type="checkbox"/>
08/07/2023	1571746.7	14133.8	<input type="checkbox"/>	<input type="checkbox"/>	<input type="checkbox"/>	<input checked="" type="checkbox"/>

N_SIGHT R900 Report
Data Logging Report Daily
 MIU ID: 1543744374 Meter Combination: WATER, 5/8" - 1" T-10, GALLONS
 Interval Date Range: 06/30/2023 - 10/04/2023

Interval Read Date	Interval Reading	Interval Consumption	Minor Backflow	Major Backflow	Intermittent Leak	Continuous Leak
08/08/2023	1590423.8	13633.0	<input checked="" type="checkbox"/>	<input checked="" type="checkbox"/>	<input type="checkbox"/>	<input checked="" type="checkbox"/>
08/09/2023	1602808.7	13494.8	<input checked="" type="checkbox"/>	<input checked="" type="checkbox"/>	<input type="checkbox"/>	<input checked="" type="checkbox"/>
08/10/2023	1617427.5	13511.0	<input checked="" type="checkbox"/>	<input checked="" type="checkbox"/>	<input type="checkbox"/>	<input checked="" type="checkbox"/>
08/11/2023	1631215.1	13788.1	<input checked="" type="checkbox"/>	<input checked="" type="checkbox"/>	<input type="checkbox"/>	<input checked="" type="checkbox"/>
08/12/2023	1633980.9	14159.4	<input checked="" type="checkbox"/>	<input checked="" type="checkbox"/>	<input type="checkbox"/>	<input checked="" type="checkbox"/>
08/13/2023	1658911.9	13535.2	<input checked="" type="checkbox"/>	<input checked="" type="checkbox"/>	<input type="checkbox"/>	<input checked="" type="checkbox"/>
08/14/2023	1666276.6	14113.6	<input checked="" type="checkbox"/>	<input checked="" type="checkbox"/>	<input type="checkbox"/>	<input checked="" type="checkbox"/>
08/15/2023	1686593.4	13567.6	<input checked="" type="checkbox"/>	<input checked="" type="checkbox"/>	<input type="checkbox"/>	<input checked="" type="checkbox"/>
08/16/2023	1697242.2	13421.5	<input checked="" type="checkbox"/>	<input checked="" type="checkbox"/>	<input type="checkbox"/>	<input checked="" type="checkbox"/>
08/17/2023	1713510.8	13495.0	<input checked="" type="checkbox"/>	<input checked="" type="checkbox"/>	<input type="checkbox"/>	<input checked="" type="checkbox"/>
08/18/2023	1726961.0	13449.6	<input checked="" type="checkbox"/>	<input checked="" type="checkbox"/>	<input type="checkbox"/>	<input checked="" type="checkbox"/>
08/19/2023	1728061.1	13486.9	<input checked="" type="checkbox"/>	<input checked="" type="checkbox"/>	<input type="checkbox"/>	<input checked="" type="checkbox"/>
08/20/2023	1754094.6	13651.6	<input checked="" type="checkbox"/>	<input checked="" type="checkbox"/>	<input type="checkbox"/>	<input checked="" type="checkbox"/>
08/21/2023	1759748.6	14268.6	<input checked="" type="checkbox"/>	<input checked="" type="checkbox"/>	<input type="checkbox"/>	<input checked="" type="checkbox"/>
08/22/2023	1781807.0	13439.6	<input checked="" type="checkbox"/>	<input checked="" type="checkbox"/>	<input type="checkbox"/>	<input checked="" type="checkbox"/>
08/23/2023	1791453.8	14117.5	<input checked="" type="checkbox"/>	<input checked="" type="checkbox"/>	<input type="checkbox"/>	<input checked="" type="checkbox"/>
08/24/2023	1809391.8	13466.1	<input checked="" type="checkbox"/>	<input checked="" type="checkbox"/>	<input type="checkbox"/>	<input checked="" type="checkbox"/>
08/25/2023	1823490.5	14099.2	<input checked="" type="checkbox"/>	<input checked="" type="checkbox"/>	<input type="checkbox"/>	<input checked="" type="checkbox"/>
08/26/2023	1827343.9	13495.3	<input checked="" type="checkbox"/>	<input checked="" type="checkbox"/>	<input type="checkbox"/>	<input checked="" type="checkbox"/>
08/27/2023	1850486.3	13499.7	<input checked="" type="checkbox"/>	<input checked="" type="checkbox"/>	<input type="checkbox"/>	<input checked="" type="checkbox"/>
08/28/2023	1858986.1	14002.6	<input checked="" type="checkbox"/>	<input checked="" type="checkbox"/>	<input type="checkbox"/>	<input checked="" type="checkbox"/>
08/29/2023	1877856.2	13366.8	<input checked="" type="checkbox"/>	<input checked="" type="checkbox"/>	<input type="checkbox"/>	<input checked="" type="checkbox"/>
08/30/2023	1890225.2	14014.3	<input checked="" type="checkbox"/>	<input checked="" type="checkbox"/>	<input type="checkbox"/>	<input checked="" type="checkbox"/>
08/31/2023	1905212.7	13344.2	<input checked="" type="checkbox"/>	<input checked="" type="checkbox"/>	<input type="checkbox"/>	<input checked="" type="checkbox"/>
09/01/2023	1919321.1	14106.5	<input checked="" type="checkbox"/>	<input checked="" type="checkbox"/>	<input type="checkbox"/>	<input checked="" type="checkbox"/>
09/02/2023	1921525.0	13559.2	<input checked="" type="checkbox"/>	<input checked="" type="checkbox"/>	<input type="checkbox"/>	<input checked="" type="checkbox"/>
09/03/2023	1946383.7	13504.2	<input checked="" type="checkbox"/>	<input checked="" type="checkbox"/>	<input type="checkbox"/>	<input checked="" type="checkbox"/>
09/04/2023	1953273.9	14077.9	<input checked="" type="checkbox"/>	<input checked="" type="checkbox"/>	<input type="checkbox"/>	<input checked="" type="checkbox"/>
09/05/2023	1973760.9	13296.8	<input checked="" type="checkbox"/>	<input checked="" type="checkbox"/>	<input type="checkbox"/>	<input checked="" type="checkbox"/>
09/06/2023	1984425.3	13952.5	<input checked="" type="checkbox"/>	<input checked="" type="checkbox"/>	<input type="checkbox"/>	<input checked="" type="checkbox"/>
09/07/2023	2001007.1	13295.0	<input checked="" type="checkbox"/>	<input checked="" type="checkbox"/>	<input type="checkbox"/>	<input checked="" type="checkbox"/>
09/08/2023	2014943.1	13935.3	<input checked="" type="checkbox"/>	<input checked="" type="checkbox"/>	<input type="checkbox"/>	<input checked="" type="checkbox"/>
09/09/2023	2015491.2	13276.1	<input checked="" type="checkbox"/>	<input checked="" type="checkbox"/>	<input type="checkbox"/>	<input checked="" type="checkbox"/>
09/10/2023	2041499.1	13279.2	<input checked="" type="checkbox"/>	<input checked="" type="checkbox"/>	<input type="checkbox"/>	<input checked="" type="checkbox"/>
09/11/2023	2046576.0	14000.8	<input checked="" type="checkbox"/>	<input checked="" type="checkbox"/>	<input type="checkbox"/>	<input checked="" type="checkbox"/>
09/12/2023	2068799.6	13299.6	<input checked="" type="checkbox"/>	<input checked="" type="checkbox"/>	<input type="checkbox"/>	<input checked="" type="checkbox"/>
09/13/2023	2077853.7	13977.5	<input checked="" type="checkbox"/>	<input checked="" type="checkbox"/>	<input type="checkbox"/>	<input checked="" type="checkbox"/>
09/14/2023	2096065.0	13288.7	<input checked="" type="checkbox"/>	<input checked="" type="checkbox"/>	<input type="checkbox"/>	<input checked="" type="checkbox"/>
09/15/2023	2108941.7	13970.1	<input checked="" type="checkbox"/>	<input checked="" type="checkbox"/>	<input type="checkbox"/>	<input checked="" type="checkbox"/>

N_SIGHT R900 Report
Data Logging Report Daily
 MIU ID: 1543744374 Meter Combination: WATER, 5/8" - 1" T-10, GALLONS
 Interval Date Range: 06/30/2023 - 10/04/2023

Interval Read Date	Interval Reading	Interval Consumption	Minor Backflow	Major Backflow	Intermittent Leak	Continuous Leak
09/16/2023	2123321.7	13284.8	<input type="checkbox"/>	<input type="checkbox"/>	<input type="checkbox"/>	<input checked="" type="checkbox"/>
09/17/2023	2136596.0	13276.6	<input type="checkbox"/>	<input type="checkbox"/>	<input type="checkbox"/>	<input checked="" type="checkbox"/>
09/18/2023	2139675.0	13972.7	<input type="checkbox"/>	<input type="checkbox"/>	<input type="checkbox"/>	<input checked="" type="checkbox"/>
09/19/2023	2163894.0	13324.7	<input type="checkbox"/>	<input type="checkbox"/>	<input type="checkbox"/>	<input checked="" type="checkbox"/>
09/20/2023	2171298.0	14011.8	<input type="checkbox"/>	<input type="checkbox"/>	<input type="checkbox"/>	<input checked="" type="checkbox"/>
09/21/2023	2191288.4	13382.7	<input type="checkbox"/>	<input type="checkbox"/>	<input type="checkbox"/>	<input checked="" type="checkbox"/>
09/22/2023	2202577.4	14019.2	<input type="checkbox"/>	<input type="checkbox"/>	<input type="checkbox"/>	<input checked="" type="checkbox"/>
09/23/2023	2218587.2	13276.9	<input type="checkbox"/>	<input type="checkbox"/>	<input type="checkbox"/>	<input checked="" type="checkbox"/>
09/24/2023	2231971.1	13385.0	<input type="checkbox"/>	<input type="checkbox"/>	<input type="checkbox"/>	<input checked="" type="checkbox"/>
09/25/2023	2233072.4	14238.0	<input type="checkbox"/>	<input type="checkbox"/>	<input type="checkbox"/>	<input checked="" type="checkbox"/>
09/26/2023	2252940.9	6192.0	<input type="checkbox"/>	<input type="checkbox"/>	<input checked="" type="checkbox"/>	<input type="checkbox"/>
09/27/2023	2253047.4	373.1	<input type="checkbox"/>	<input type="checkbox"/>	<input checked="" type="checkbox"/>	<input type="checkbox"/>
09/28/2023	2253320.7	0.0	<input type="checkbox"/>	<input type="checkbox"/>	<input type="checkbox"/>	<input type="checkbox"/>
09/29/2023	2253402.3	354.1	<input type="checkbox"/>	<input type="checkbox"/>	<input type="checkbox"/>	<input type="checkbox"/>
09/30/2023	2253674.8	0.0	<input type="checkbox"/>	<input type="checkbox"/>	<input type="checkbox"/>	<input type="checkbox"/>
10/01/2023	2253674.8	0.0	<input type="checkbox"/>	<input type="checkbox"/>	<input type="checkbox"/>	<input type="checkbox"/>
10/02/2023	2253674.8	0.0	<input type="checkbox"/>	<input type="checkbox"/>	<input type="checkbox"/>	<input type="checkbox"/>
10/03/2023	2253674.8	0.0	<input type="checkbox"/>	<input type="checkbox"/>	<input type="checkbox"/>	<input type="checkbox"/>
10/04/2023	2253674.8	0.0	<input type="checkbox"/>	<input type="checkbox"/>	<input type="checkbox"/>	<input type="checkbox"/>

V. Abatements

B. 81 Riverside Dr

81 Riverside Dr

Form Name: Abatement Application

Date of Submission: Fri, 13 Oct 2023 14:46:28 -0400

Location and Description of Property: 81 Riverside Drive, residential, West Harwich. Single family home

Total Amount Assessed: 3,731.77

Total Amount Requested: 2,000.00

If request is for Water Usage, what is the requested amount?: 2,000.00

Reason For Abatement Request: We had an issue with our irrigation while we were traveling, we have been homeowners in the Harwich's for 30 years, always followed all the rules, paid all of our town bills on time. We are looking for any help with this bill. Thank you.

SUBSCRIBED THIS DAY UNDER PENALTIES OF PERJURY: 13 October 2023

AGREE?: Checked

Office Use Only	
Board of Water & Wastewater Commissioners:	
Meeting Date: _____	
Approved / Denied	Approved Amount: _____
Signatures:	
x)	x)
x)	x)
x)	Notes:

Accounts

Account: 09721

FKA 83 RIVERSIDE DR / METER PIT

10/16/23 ABATEMENT REQUEST RECEIVED.

9/27/23 Complete- water on, leak in irrigation. Irrigation shut off in basement.
ML

9/26/23 ON CONTINUOUS LEAK REPORT. USE OF 602,000 GAL. LEFT MESSAGE AND SENT EMAIL. / PER STEVE HICKS VISIT: THERE IS A LEAK SOMEWHERE. SHUT OFF VALVE IN PIT. HOUSE LOOKS VACANT BUT IRRIGATION IS STILL ON. DATA LOG REPORT CONFIRMS LEAK. REPORT IN FILE. / OWNER CALLED FROM ANOTHER COUNTRY. SHE WILL HAVE HER NEIGHBOR CHECK THE HOUSE. WE INFORMED HER THAT THE VALVE IS OFF IN THE PIT AND EMAILED HER THE TIE AND DATA REPORT. WM

10/22/19 MAIL RETURNED. FORWARDED.

5/15/18 MARKED FROM RD TO PIT

5/11/18 MARK-OUT REQUEST PER RJ NARDONE PAVING TO INSTALL DRAIN (THERE ARE TWO METERS SERVICES ON THIS PROPERTY, PLEASE ALSO SEE ACCOUNT # 02018) D/S 2018 190 7942, BILL TO: RJ NARDONE, PO BOX 262, SOUTH DENNIS, MA 02660 PER COLLOPY 774-999-9690

10/6/17 MARKED MAIN TO PIT.

10/4/17 MARK-OUT REQUEST PER TERRY WALKER FOR SEPTIC, START DATE: 10/10, ADD D/S TO SLIP WHEN HE CALLS SO-16437

9/16/16 CHANGED METER. 0543700

9/13/16 TS METER IN PIT. NO READ OWNER IS AWARE. WM

10/14/15 CHANGED TO 81 FROM 83 TO STAY CONSISTANT WITH ASSESSORS AND DEED. WM

10/14/15 PAYMENT DID NOT GO THROUGH. PROCESSED AGAIN VIA PHONE. WM

10/5/15 PROCESSED PAYMENT VIA PHONE. WM

3/5/14 TROUBLE READING. 000205

10/21/13 MARKOUT REQUESTED BY CHASE AND MERCHANT, START DATE 10/24/13. TA

10/15/13 RENEWED SERVICE AND INCREASED METER SIZE TO 1". WM

4/25/13 CUT & CAPPPED 1 1/2 LINE WITH SADDLE. REMOVED METER AND VALVE. PUT METER AND RADIO ON DEMO SHELF. 0124480. WM

3/1/13 FINAL READ 0124 PROPERTY TRANSFER ED ON 12/14/12

2/20/13 FINAL READ REQUESTED. PROPERTY HAS ALREADY SOLD, BUT SELLER IS JUST MOVING OUT NOW. REALTOR SAYS HOUSE TO BE TORN DOWN AND PROPERTY COMBINED WITH #81.AB

ACCOUNT SUMMARY

AR Category: 60

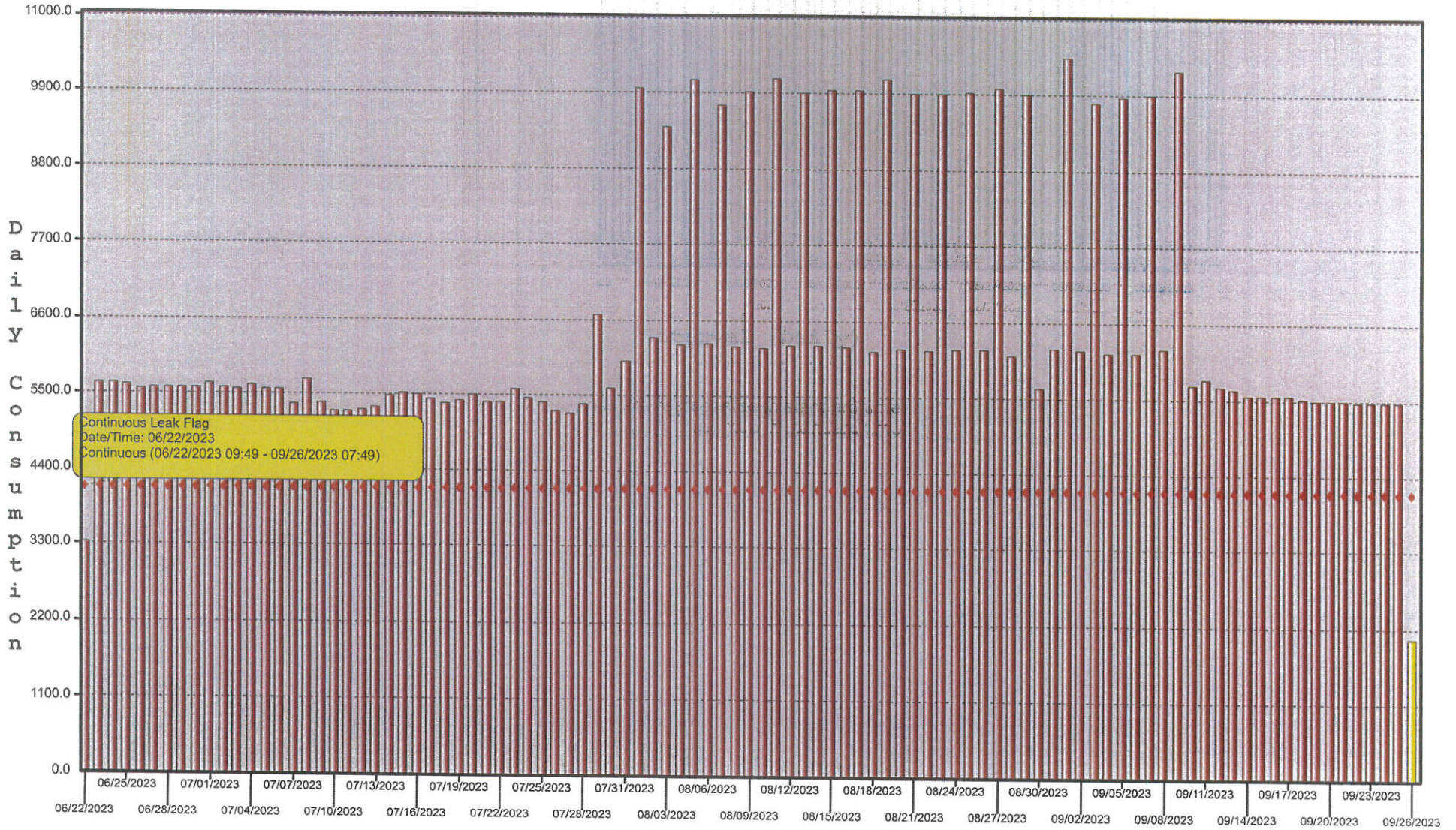
Form Type: A ACCOUNT DETAIL

Account # Location	Customer Name	Date	Bill#	P	Service #	Type	Parcel	Interest Due Curr Read #	Usage	Ending Balance Amount	Total Due
09721 81	RIVERSIDE DR *PIT	81437			WH MA 02671		3/X2-R		.00	3731.77	3731.77
		09/29/2023	509197		1WATER-001	Charge		2448000	602000	3731.77	
		08/02/2023	498550		1WATER-001	Pmt Pr	BANK XFER			-1239.32	
		06/30/2023	498550		1WATER-001	Charge		1846000	207000	1239.32	
		05/22/2023	488110		1WATER-001	Pmt Pr	BANK XFER			-50.68	
		04/10/2023	488110		1WATER-001	Charge		1639000	4000	50.68	
		02/14/2023	477619		1WATER-001	Pmt Pr	BANK XFER			-50.68	
		02/14/2023	477619		1WATER-001	Pmt Pr	BANK XFER			-50.68	
		02/14/2023	477619		1WATER-001	Revers	BANK XFER			50.68	
		12/30/2022	477619		1WATER-001	Charge		1635000	4000	50.68	
		10/24/2022	467202		1WATER-001	Pmt Pr	BANK XFER			-482.12	
		09/26/2022	467202		1WATER-001	Charge		1631000	87000	482.12	
		08/09/2022	456541		1WATER-001	Pmt Pr	BANK XFER			-129.21	
		06/30/2022	456541		1WATER-001	Charge		1544000	28000	129.21	

** END OF REPORT - Generated by Tracey **

N_SIGHT R900 Report
E-Coder R900i Data Logging Report
MIU#: 1540490350 Acct: Unknown Mtr #: 1540490350 Addr: 81 RIVERSIDE DR *PIT for 06/22/2023 through 09/26/2023, WATER, 5/8" - 1" T-10, GALLONS

Minor Reverse Flow Flag Major Reverse Flow Flag Intermittent Leak Flag Continuous Leak Flag



N_SIGHT R900 Report
Data Logging Report Daily
 MIU ID: 1540490350 Meter Combination: WATER, 5/8" - 1" T-10, GALLONS
 Interval Date Range: 06/22/2023 - 09/26/2023

Interval Read Date	Interval Reading	Interval Consumption	Minor Backflow	Major Backflow	Intermittent Leak	Continuous Leak
06/22/2023	1859769.2	3317.7	<input checked="" type="checkbox"/>	<input checked="" type="checkbox"/>	<input type="checkbox"/>	<input checked="" type="checkbox"/>
06/23/2023	1865386.0	5615.9	<input checked="" type="checkbox"/>	<input checked="" type="checkbox"/>	<input type="checkbox"/>	<input checked="" type="checkbox"/>
06/24/2023	1868196.2	5622.0	<input checked="" type="checkbox"/>	<input checked="" type="checkbox"/>	<input type="checkbox"/>	<input checked="" type="checkbox"/>
06/25/2023	1876619.8	5612.1	<input checked="" type="checkbox"/>	<input checked="" type="checkbox"/>	<input type="checkbox"/>	<input checked="" type="checkbox"/>
06/26/2023	1880550.2	5541.6	<input checked="" type="checkbox"/>	<input checked="" type="checkbox"/>	<input type="checkbox"/>	<input checked="" type="checkbox"/>
06/27/2023	1887720.7	5557.3	<input checked="" type="checkbox"/>	<input checked="" type="checkbox"/>	<input type="checkbox"/>	<input checked="" type="checkbox"/>
06/28/2023	1892812.4	5553.4	<input checked="" type="checkbox"/>	<input checked="" type="checkbox"/>	<input type="checkbox"/>	<input checked="" type="checkbox"/>
06/29/2023	1898842.0	5564.0	<input checked="" type="checkbox"/>	<input checked="" type="checkbox"/>	<input type="checkbox"/>	<input checked="" type="checkbox"/>
06/30/2023	1904406.9	5563.4	<input checked="" type="checkbox"/>	<input checked="" type="checkbox"/>	<input type="checkbox"/>	<input checked="" type="checkbox"/>
07/01/2023	1905086.4	5628.1	<input checked="" type="checkbox"/>	<input checked="" type="checkbox"/>	<input type="checkbox"/>	<input checked="" type="checkbox"/>
07/02/2023	1915600.7	5569.5	<input checked="" type="checkbox"/>	<input checked="" type="checkbox"/>	<input type="checkbox"/>	<input checked="" type="checkbox"/>
07/03/2023	1917399.8	5538.8	<input checked="" type="checkbox"/>	<input checked="" type="checkbox"/>	<input type="checkbox"/>	<input checked="" type="checkbox"/>
07/04/2023	1926753.6	5608.1	<input checked="" type="checkbox"/>	<input checked="" type="checkbox"/>	<input type="checkbox"/>	<input checked="" type="checkbox"/>
07/05/2023	1929754.7	5546.0	<input checked="" type="checkbox"/>	<input checked="" type="checkbox"/>	<input type="checkbox"/>	<input checked="" type="checkbox"/>
07/06/2023	1937847.3	5548.1	<input checked="" type="checkbox"/>	<input checked="" type="checkbox"/>	<input type="checkbox"/>	<input checked="" type="checkbox"/>
07/07/2023	1941852.7	5340.1	<input checked="" type="checkbox"/>	<input checked="" type="checkbox"/>	<input type="checkbox"/>	<input checked="" type="checkbox"/>
07/08/2023	1948870.5	5675.6	<input checked="" type="checkbox"/>	<input checked="" type="checkbox"/>	<input type="checkbox"/>	<input checked="" type="checkbox"/>
07/09/2023	1954019.0	5363.9	<input checked="" type="checkbox"/>	<input checked="" type="checkbox"/>	<input type="checkbox"/>	<input checked="" type="checkbox"/>
07/10/2023	1959460.2	5224.9	<input checked="" type="checkbox"/>	<input checked="" type="checkbox"/>	<input type="checkbox"/>	<input checked="" type="checkbox"/>
07/11/2023	1964701.7	5242.2	<input checked="" type="checkbox"/>	<input checked="" type="checkbox"/>	<input type="checkbox"/>	<input checked="" type="checkbox"/>
07/12/2023	1965567.6	5244.1	<input checked="" type="checkbox"/>	<input checked="" type="checkbox"/>	<input type="checkbox"/>	<input checked="" type="checkbox"/>
07/13/2023	1975238.6	5293.2	<input checked="" type="checkbox"/>	<input checked="" type="checkbox"/>	<input type="checkbox"/>	<input checked="" type="checkbox"/>
07/14/2023	1977230.6	5460.6	<input checked="" type="checkbox"/>	<input checked="" type="checkbox"/>	<input type="checkbox"/>	<input checked="" type="checkbox"/>
07/15/2023	1986199.2	5508.4	<input checked="" type="checkbox"/>	<input checked="" type="checkbox"/>	<input type="checkbox"/>	<input checked="" type="checkbox"/>
07/16/2023	1989390.6	5488.9	<input checked="" type="checkbox"/>	<input checked="" type="checkbox"/>	<input type="checkbox"/>	<input checked="" type="checkbox"/>
07/17/2023	1997104.9	5415.0	<input checked="" type="checkbox"/>	<input checked="" type="checkbox"/>	<input type="checkbox"/>	<input checked="" type="checkbox"/>
07/18/2023	2001352.3	5365.5	<input checked="" type="checkbox"/>	<input checked="" type="checkbox"/>	<input type="checkbox"/>	<input checked="" type="checkbox"/>
07/19/2023	2007868.5	5397.9	<input checked="" type="checkbox"/>	<input checked="" type="checkbox"/>	<input type="checkbox"/>	<input checked="" type="checkbox"/>
07/20/2023	2013341.8	5475.5	<input checked="" type="checkbox"/>	<input checked="" type="checkbox"/>	<input type="checkbox"/>	<input checked="" type="checkbox"/>
07/21/2023	2018730.2	5379.9	<input checked="" type="checkbox"/>	<input checked="" type="checkbox"/>	<input type="checkbox"/>	<input checked="" type="checkbox"/>
07/22/2023	2024109.4	5384.1	<input checked="" type="checkbox"/>	<input checked="" type="checkbox"/>	<input type="checkbox"/>	<input checked="" type="checkbox"/>
07/23/2023	2025211.9	5551.9	<input checked="" type="checkbox"/>	<input checked="" type="checkbox"/>	<input type="checkbox"/>	<input checked="" type="checkbox"/>
07/24/2023	2035103.4	5441.4	<input checked="" type="checkbox"/>	<input checked="" type="checkbox"/>	<input type="checkbox"/>	<input checked="" type="checkbox"/>
07/25/2023	2037353.5	5379.9	<input checked="" type="checkbox"/>	<input checked="" type="checkbox"/>	<input type="checkbox"/>	<input checked="" type="checkbox"/>
07/26/2023	2045741.9	5252.2	<input checked="" type="checkbox"/>	<input checked="" type="checkbox"/>	<input type="checkbox"/>	<input checked="" type="checkbox"/>
07/27/2023	2049001.4	5210.1	<input checked="" type="checkbox"/>	<input checked="" type="checkbox"/>	<input type="checkbox"/>	<input checked="" type="checkbox"/>
07/28/2023	2056303.1	5358.6	<input checked="" type="checkbox"/>	<input checked="" type="checkbox"/>	<input type="checkbox"/>	<input checked="" type="checkbox"/>
07/29/2023	2062013.3	6643.5	<input checked="" type="checkbox"/>	<input checked="" type="checkbox"/>	<input type="checkbox"/>	<input checked="" type="checkbox"/>
07/30/2023	2068524.0	5582.1	<input checked="" type="checkbox"/>	<input checked="" type="checkbox"/>	<input type="checkbox"/>	<input checked="" type="checkbox"/>

N_SIGHT R900 Report
Data Logging Report Daily
 MIU ID: 1540490350 Meter Combination: WATER, 5/8" - 1" T-10, GALLONS
 Interval Date Range: 06/22/2023 - 09/26/2023

Interval Read Date	Interval Reading	Interval Consumption	Minor Backflow	Major Backflow	Intermittent Leak	Continuous Leak
07/31/2023	2074034.8	5965.4	<input type="checkbox"/>	<input type="checkbox"/>	<input type="checkbox"/>	<input checked="" type="checkbox"/>
08/01/2023	2074716.7	9930.8	<input type="checkbox"/>	<input type="checkbox"/>	<input type="checkbox"/>	<input checked="" type="checkbox"/>
08/02/2023	2090272.1	6313.8	<input type="checkbox"/>	<input type="checkbox"/>	<input type="checkbox"/>	<input checked="" type="checkbox"/>
08/03/2023	2095259.4	9382.7	<input type="checkbox"/>	<input type="checkbox"/>	<input type="checkbox"/>	<input checked="" type="checkbox"/>
08/04/2023	2105886.6	6231.2	<input type="checkbox"/>	<input type="checkbox"/>	<input type="checkbox"/>	<input checked="" type="checkbox"/>
08/05/2023	2112446.3	10060.8	<input type="checkbox"/>	<input type="checkbox"/>	<input type="checkbox"/>	<input checked="" type="checkbox"/>
08/06/2023	2122186.1	6233.3	<input type="checkbox"/>	<input type="checkbox"/>	<input type="checkbox"/>	<input checked="" type="checkbox"/>
08/07/2023	2130381.1	9681.7	<input type="checkbox"/>	<input type="checkbox"/>	<input type="checkbox"/>	<input checked="" type="checkbox"/>
08/08/2023	2138061.1	6195.6	<input type="checkbox"/>	<input type="checkbox"/>	<input type="checkbox"/>	<input checked="" type="checkbox"/>
08/09/2023	2147677.7	9886.4	<input type="checkbox"/>	<input type="checkbox"/>	<input type="checkbox"/>	<input checked="" type="checkbox"/>
08/10/2023	2154142.8	6188.0	<input type="checkbox"/>	<input type="checkbox"/>	<input type="checkbox"/>	<input checked="" type="checkbox"/>
08/11/2023	2164665.2	10081.5	<input type="checkbox"/>	<input type="checkbox"/>	<input type="checkbox"/>	<input checked="" type="checkbox"/>
08/12/2023	2165141.2	6226.4	<input type="checkbox"/>	<input type="checkbox"/>	<input type="checkbox"/>	<input checked="" type="checkbox"/>
08/13/2023	2180756.2	9864.1	<input type="checkbox"/>	<input type="checkbox"/>	<input type="checkbox"/>	<input checked="" type="checkbox"/>
08/14/2023	2182411.4	6224.4	<input type="checkbox"/>	<input type="checkbox"/>	<input type="checkbox"/>	<input checked="" type="checkbox"/>
08/15/2023	2196890.0	9909.3	<input type="checkbox"/>	<input type="checkbox"/>	<input type="checkbox"/>	<input checked="" type="checkbox"/>
08/16/2023	2199759.6	6200.1	<input type="checkbox"/>	<input type="checkbox"/>	<input type="checkbox"/>	<input checked="" type="checkbox"/>
08/17/2023	2213006.1	9915.1	<input type="checkbox"/>	<input type="checkbox"/>	<input type="checkbox"/>	<input checked="" type="checkbox"/>
08/18/2023	2217029.4	6139.0	<input type="checkbox"/>	<input type="checkbox"/>	<input type="checkbox"/>	<input checked="" type="checkbox"/>
08/19/2023	2229218.5	10073.2	<input type="checkbox"/>	<input type="checkbox"/>	<input type="checkbox"/>	<input checked="" type="checkbox"/>
08/20/2023	2234472.5	6176.6	<input type="checkbox"/>	<input type="checkbox"/>	<input type="checkbox"/>	<input checked="" type="checkbox"/>
08/21/2023	2245267.3	9870.8	<input type="checkbox"/>	<input type="checkbox"/>	<input type="checkbox"/>	<input checked="" type="checkbox"/>
08/22/2023	2245736.9	6165.5	<input type="checkbox"/>	<input type="checkbox"/>	<input type="checkbox"/>	<input checked="" type="checkbox"/>
08/23/2023	2261295.6	9863.6	<input type="checkbox"/>	<input type="checkbox"/>	<input type="checkbox"/>	<input checked="" type="checkbox"/>
08/24/2023	2262947.4	6176.4	<input type="checkbox"/>	<input type="checkbox"/>	<input type="checkbox"/>	<input checked="" type="checkbox"/>
08/25/2023	2277369.0	9897.3	<input type="checkbox"/>	<input type="checkbox"/>	<input type="checkbox"/>	<input checked="" type="checkbox"/>
08/26/2023	2280219.6	6182.3	<input type="checkbox"/>	<input type="checkbox"/>	<input type="checkbox"/>	<input checked="" type="checkbox"/>
08/27/2023	2293508.9	9957.4	<input type="checkbox"/>	<input type="checkbox"/>	<input type="checkbox"/>	<input checked="" type="checkbox"/>
08/28/2023	2297499.5	6090.1	<input type="checkbox"/>	<input type="checkbox"/>	<input type="checkbox"/>	<input checked="" type="checkbox"/>
08/29/2023	2309470.1	9870.3	<input type="checkbox"/>	<input type="checkbox"/>	<input type="checkbox"/>	<input checked="" type="checkbox"/>
08/30/2023	2314631.2	5631.6	<input type="checkbox"/>	<input type="checkbox"/>	<input type="checkbox"/>	<input checked="" type="checkbox"/>
08/31/2023	2320857.1	6200.9	<input type="checkbox"/>	<input type="checkbox"/>	<input type="checkbox"/>	<input checked="" type="checkbox"/>
09/01/2023	2331707.0	10404.2	<input type="checkbox"/>	<input type="checkbox"/>	<input type="checkbox"/>	<input checked="" type="checkbox"/>
09/02/2023	2332409.2	6186.1	<input type="checkbox"/>	<input type="checkbox"/>	<input type="checkbox"/>	<input checked="" type="checkbox"/>
09/03/2023	2347644.5	9752.8	<input type="checkbox"/>	<input type="checkbox"/>	<input type="checkbox"/>	<input checked="" type="checkbox"/>
09/04/2023	2349523.7	6131.4	<input type="checkbox"/>	<input type="checkbox"/>	<input type="checkbox"/>	<input checked="" type="checkbox"/>
09/05/2023	2363598.1	9820.2	<input type="checkbox"/>	<input type="checkbox"/>	<input type="checkbox"/>	<input checked="" type="checkbox"/>
09/06/2023	2366687.4	6137.3	<input type="checkbox"/>	<input type="checkbox"/>	<input type="checkbox"/>	<input checked="" type="checkbox"/>
09/07/2023	2379594.2	9860.1	<input type="checkbox"/>	<input type="checkbox"/>	<input type="checkbox"/>	<input checked="" type="checkbox"/>

N_SIGHT R900 Report
Data Logging Report Daily

MIU ID: 1540490350

Meter Combination: WATER, 5/8" - 1" T-10, GALLONS

Interval Date Range: 06/22/2023 - 09/26/2023

Interval Read Date	Interval Reading	Interval Consumption	Minor Backflow	Major Backflow	Intermittent Leak	Continuous Leak
09/08/2023	2383900.4	6191.3	<input type="checkbox"/>	<input type="checkbox"/>	<input type="checkbox"/>	<input checked="" type="checkbox"/>
09/09/2023	2395999.8	10213.8	<input type="checkbox"/>	<input type="checkbox"/>	<input type="checkbox"/>	<input checked="" type="checkbox"/>
09/10/2023	2401462.7	5694.3	<input type="checkbox"/>	<input type="checkbox"/>	<input type="checkbox"/>	<input checked="" type="checkbox"/>
09/11/2023	2407465.7	5769.0	<input type="checkbox"/>	<input type="checkbox"/>	<input type="checkbox"/>	<input checked="" type="checkbox"/>
09/12/2023	2413132.3	5667.0	<input type="checkbox"/>	<input type="checkbox"/>	<input type="checkbox"/>	<input checked="" type="checkbox"/>
09/13/2023	2414058.8	5619.6	<input type="checkbox"/>	<input type="checkbox"/>	<input type="checkbox"/>	<input checked="" type="checkbox"/>
09/14/2023	2424303.6	5549.2	<input type="checkbox"/>	<input type="checkbox"/>	<input type="checkbox"/>	<input checked="" type="checkbox"/>
09/15/2023	2426375.3	5541.7	<input type="checkbox"/>	<input type="checkbox"/>	<input type="checkbox"/>	<input checked="" type="checkbox"/>
09/16/2023	2435377.0	5531.2	<input type="checkbox"/>	<input type="checkbox"/>	<input type="checkbox"/>	<input checked="" type="checkbox"/>
09/17/2023	2438624.2	5538.4	<input type="checkbox"/>	<input type="checkbox"/>	<input type="checkbox"/>	<input checked="" type="checkbox"/>
09/18/2023	2446409.8	5494.1	<input type="checkbox"/>	<input type="checkbox"/>	<input type="checkbox"/>	<input checked="" type="checkbox"/>
09/19/2023	2450754.2	5487.3	<input type="checkbox"/>	<input type="checkbox"/>	<input type="checkbox"/>	<input checked="" type="checkbox"/>
09/20/2023	2457381.1	5483.2	<input type="checkbox"/>	<input type="checkbox"/>	<input type="checkbox"/>	<input checked="" type="checkbox"/>
09/21/2023	2462853.3	5472.5	<input type="checkbox"/>	<input type="checkbox"/>	<input type="checkbox"/>	<input checked="" type="checkbox"/>
09/22/2023	2468320.2	5465.4	<input type="checkbox"/>	<input type="checkbox"/>	<input type="checkbox"/>	<input checked="" type="checkbox"/>
09/23/2023	2473773.3	5453.5	<input type="checkbox"/>	<input type="checkbox"/>	<input type="checkbox"/>	<input checked="" type="checkbox"/>
09/24/2023	2474909.1	5461.3	<input type="checkbox"/>	<input type="checkbox"/>	<input type="checkbox"/>	<input checked="" type="checkbox"/>
09/25/2023	2484693.6	5459.7	<input type="checkbox"/>	<input type="checkbox"/>	<input type="checkbox"/>	<input checked="" type="checkbox"/>
09/26/2023	2486969.6	2048.1	<input type="checkbox"/>	<input type="checkbox"/>	<input type="checkbox"/>	<input type="checkbox"/>

VI. OLD BUSINESS

A. Water & Wastewater Capital Plan

Capital Plan FY24-FY31 (OLD)			
Fiscal Year	Project	Estimated Cost	Notes
FY24	Pavement Management Plan	\$ 175,000	Depot Rd Wellfield
	New Well Construction (BOND 0.5M PROJECT)	\$ 500,000	Near Well 10
	Rt.28 Water main Replacement- Construction (BOND 2.0M PROJECT)	\$7,000,000	
FY25	Paint Pleasant Lake Ave Tank (Bond 1M Project)	\$1,750,000	
	Backhoe Replacement	\$ 125,000	Replace - 1998 Backhoe
	2 Vehicle Replacement	\$ 75,000	Replace - 2011 Ford F250, 2010 Ford F150
FY26	Pipe Discontinuity Upgrade (Bond 1M)	\$1,500,000	5900 LF of discontinuity
FY27	No Project		
FY28	Relocate HWD HQ (Bond 750K)	\$1,500,000	
FY29	No Project		
FY30	Vehicle Replacement	\$ 175,000	
FY31	Construct new tank @ Rt.39 (Bond 3M)	\$4,500,000	Replace spider leg tank w/ larger hydropillar

Capital Plan FY24-FY31 (NEW)			
Fiscal Year	Project	Estimated Cost	Notes
FY24	Pavement Management Plan	\$ 175,000	Depot Rd Wellfield
	New Well Exploration (Phase 2)	\$ 600,000	Prolonged pump Test
	Rt.28 Water main Replacement- Construction	\$14,000,000	
FY25	Paint Pleasant Lake Ave Tank (Bond 1M Project)	\$ 1,750,000	
	Backhoe Replacement	\$ 125,000	Replace - 1998 Backhoe w/ Small Loader
	2 Vehicle Replacement	\$ 125,000	Replace - 2011 Ford F250, 2010 Ford F150
	FY25 Distribution System Upgrades	\$10,000,000	TDB Pending Infrastructure Bill
FY26	Pipe Discontinuity Upgrade	\$ 1,500,000	5900 LF of discontinuity
FY27	No Project		
FY28	HWD HQ Upgrades	\$ 1,500,000	Space building/garage
FY29	No Project		
FY30	Vehicle Replacement	\$ 175,000	
FY31	Construct new tank @ Rt.39 (Bond 3M)	\$ 4,500,000	Replace spider leg tank w/ larger hydropillar

**Five Year Capital Outlay Plan
FY 2024 to 2028**

FY24 - FY28 Capital Plan (Approved at Last Years ATM)							
Department	Title	FY2024	FY2025	FY2026	FY2027	FY 2028	Five Year Total
Water Department	Vehicle replacements	0	175,000	0	0	0	175,000
Water Department	Equipment replacements	0	125,000	0	0	0	125,000
Water Department	Pavement management plan	175,000	0	0	0	0	175,000
Water Department	New well source exploration (phase 2)	600,000	0	0	0	0	600,000
Water Department	Rt. 28 water main replacemenet	14,700,000	0	0	0	0	14,700,000
Water Department	Paint Pleasant Lake Ave. tank	0	2,000,000	0	0	0	2,000,000
Water Department	Distribution system upgrades	0	10,000,000	0	0	0	10,000,000
Water Department	Pipe discontinuity upgrade	0	0	1,500,000	0	0	1,500,000
Water Department							
Wastewater Department	E. Harwich Collection System Expansion	50,000,000	0	0	0	0	50,000,000
Wastewater Department	Phase 4 Collection System design	0	2,500,000	0	0	0	2,500,000
Wastewater Department	Rt. 28 sewer main installation	6,500,000	0	0	0	0	6,500,000
Wastewater Department							

**Five Year Capital Outlay Plan
FY 2025 to 2029 DRAFT**

Draft FY25 - FY29 Capital Outlay Plan							
Department	Title	FY2025	FY2026	FY2027	FY 2028	FY 2029	Five Year Total
Water Department	Vehicle replacements	\$ 270,000					\$ 270,000
	<i>Truck 12 Replacement - F-150 Ext. Cab (replacing F-250)</i>	\$ 60,000					
	<i>Auxiliary Service Truck - F-350/450 w/ onboard air & inverter (Replacing F-150)</i>	\$ 150,000					
	<i>Vehicle 15 Replacement - F-150 Crew Cab or Expedition (Replacing 2013 Explorer)</i>	\$ 60,000					
Water Department	Equipment replacements - Purchase Loader	\$ 220,000					\$ 220,000
Water Department	Paint Pleasant Lake Ave. tank	\$ 1,750,000					\$ 1,750,000
Water Department	Pipe discontinuity upgrade	\$ -	\$ 1,500,000				\$ 1,500,000
Water Department	New Well Construction & Water Treatment Plant Upgrades @ Station 10			\$ 3,500,000			\$ 3,500,000
Water Department	196 Chatham Road Improvements - Space Building/Garage				\$ 1,500,000		\$ 1,500,000
	Water Department	\$ 2,510,000	\$ 1,500,000	\$ 3,500,000	\$ 1,500,000	\$ -	\$ 8,740,000
Wastewater Department	Vehicle Replacement		\$ 65,000				\$ 65,000
	<i>Replace Ford Ranger - Ranger or F-150</i>						
	Wastewater Department	\$ -	\$ 65,000	\$ -	\$ -	\$ -	\$ 65,000



HALEY WARD

ENGINEERING | ENVIRONMENTAL | SURVEYING

FORMERLY:
CES INC

May 9, 2023

Mr. Daniel Pelletier, Superintendent
Harwich Water Department
196 Chatham Road
Harwich, MA 02645

Re: Budgetary Cost Opinion: Pleasant Lake Water Tank – Overcoat

Dear Mr. Pelletier,

We prepared a budgetary cost opinion for a full protective exterior overcoat for your Pleasant Lake water storage tank. The product that will be used is a rust inhibitive acrylic overcoat and is intended to provide additional protection and significant extended life of the existing coating system. The existing systems may be weathered but should have minimal coating faults or active corrosion. It is important the existing coatings be well bonded together, and the system well bonded to the substrate steel. This should be confirmed by adhesion testing immediately before proceeding.

The cost savings over a full coating rehabilitation are significant primarily because the overcoat just requires power washing before application and not full surface preparation or removal of coatings to bare steel. Full containment systems are therefore not required.

The following budgetary number is an estimate based on overcoat cost information we received for tanks in your area in the spring of 2023 and includes both engineering and construction.

- FY25 Pleasant Lake Overcoat, \$1,400,000





Assumptions:

- Cellular and other antenna and equipment will stay in place and have the ability to be temporarily shut down. Verizon cellular will coordinate temporary shutdowns to allow pressure washing and overcoat application.
- Minor interior and exterior spot rehabilitation
- Contingency at 20% for unknowns including changes in bidding climate

If you have any questions, please feel free to contact our office.

Very truly yours,

HALEY WARD, INC.

Myles Killar
Project Manager

Enclosures: N/A

P:\MA\Proposal\2023-XX Tank Inspections\Overcoat Estimates\Harwich\April 2023 Harwich Overcoat Budget Estimate.docx

Quote Summary

Prepared For:
 HARWICH WATER DEPT DAN PELLETIER
 196 CHATHAM RD
 HARWICH, MA 02645
 Business: 508-432-0304

Prepared By:
 JOE HUBER
 United Construction & Forestry
 88 Camelot Drive
 Plymouth, MA 02360
 Phone: 508-830-9997
 joe.huber@ucfne.com

This is a "budget quote" only. Actual RFQ will be provided when the Town requests an official quote. Price reflects the Sourcewell National Municipal Contract and other dealer discounts, and includes factory freight, dealer setup and delivery to Town. Trade in value also estimated and dealer will need to reappraise trade at time of RFQ. Thank you - Joe Huber.

Quote Id: 29003457
Created On: 07 June 2023
Last Modified On: 08 June 2023
Expiration Date: 31 July 2023

Equipment Summary	Selling Price	Qty	Extended
JOHN DEERE 444 P-Tier Wheel Loader - TBD	\$ 231,375.00 X	1 =	\$ 231,375.00

Equipment Total **\$ 231,375.00**

Trade In Summary	Qty	Each	Extended
1998 JOHN DEERE 310E LOADER BACKHOE - T0310EX848226	1	\$ 16,000.00	\$ 16,000.00
PayOff			\$ 0.00
Total Trade Allowance			\$ 16,000.00

Trade In Total **\$ 16,000.00**

Quote Summary	
Equipment Total	\$ 231,375.00
Trade In	\$ (16,000.00)
Filing / Origination Fees	\$ 0.00
SubTotal	\$ 215,375.00
Est. Service Agreement Tax	\$ 0.00
Total	\$ 215,375.00
Down Payment	(0.00)
Rental Applied	(0.00)
Balance Due	\$ 215,375.00

Salesperson : X _____

Accepted By : X _____

Selling Equipment

Quote Id: 29003457

Customer: HARWICH WATER DEPT DAN PELLETIER

JOHN DEERE 444 P-Tier Wheel Loader - TBD

Hours:
Stock Number: TBD

Code	Description	Qty
6011DW	444 P-Tier Wheel Loader	1
Standard Options - Per Unit		
183E	JLink™	1
0202	United States	1
0259	English	1
0351	Translated Text Labels	1
0400	Standard Loader	1
0451	Standard Z-BAR	1
0613	Level 3 Trim	1
0654	Level 1 Performance	1
0951	Rear Camera (Primary Display)	1
1100	Less Detection System	1
1301	Left Side Steps	1
2201	Less Payload Scale w/ Cycle Counter	1
4065	John Deere 4.5L - FT4/SV	1
5106	No Brand Preference - 17.5R25 L2 1-Star Radial Tires w/ 3 PC Rims	1
5553	Full Coverage Front Fenders	1
6522	Rear Counterweight & Rear Hitch w/ Pin	1
7026	Joystick Controls	1
7054	Three Function Hydraulics	1
7404	Hydraulic Coupler - Hi-Vis/ISO Pattern	1
7458	Bolt-On Cutting Edge	1
7503	96 Inch (2438mm) Wide Fork Frame	1
7702	60 Inch (1524mm) Construction Tines	1
7822	3.00 YD (2.30 CM) Enhanced Performance	1
8008	17.5R25 L2 1-Star Radial Tires w/ 3 PC Rims - No Brand Preference	1
8042	Axle Oil Cooling and Filtration	1
8213	Chrome Curved Stack	1
8295	Heated And Powered Exterior Mirrors	1
8500	Cold Weather Package	1
8502	Maintenance and Service Package	1
8505	Guards - Transmission & Bottom	1
8508	Auxiliary Equipment Package	1



Selling Equipment



Quote Id: 29003457

Customer: HARWICH WATER DEPT DAN PELLETIER

Dealer Attachments		
200MPISO	TAG 2 yard 4-1 MP bucket	1

Quote Summary

Prepared For:

HARWICH WATER DEPT DAN PELLETIER
 196 CHATHAM RD
 HARWICH, MA 02645
 Business: 508-432-0304

Prepared By:

JOE HUBER
 United Construction & Forestry
 88 Camelot Drive
 Plymouth, MA 02360
 Phone: 508-830-9997
 joe.huber@ucfne.com

This is a "budget quote" only. Actual RFQ will be provided when the Town requests an official quote. Price reflects the Sourcewell National Municipal Contract and other dealer discounts, and includes factory freight, dealer setup and delivery to Town. Trade in value also estimated and dealer will need to reappraise trade at time of RFQ. Thank you - Joe Huber.

Quote Id: 29003367
Created On: 07 June 2023
Last Modified On: 08 June 2023
Expiration Date: 31 July 2023

Equipment Summary	Selling Price	Qty	Extended
JOHN DEERE 344 P-Tier Compact Wheel Loader - TBD	\$ 200,875.00 X	1 =	\$ 200,875.00

Equipment Total **\$ 200,875.00**

Trade In Summary	Qty	Each	Extended
1998 JOHN DEERE 310E LOADER BACKHOE - T0310EX848226	1	\$ 16,000.00	\$ 16,000.00
PayOff			\$ 0.00
Total Trade Allowance			\$ 16,000.00

Trade In Total **\$ 16,000.00**

Quote Summary	
Equipment Total	\$ 200,875.00
Trade In	\$ (16,000.00)
Filing / Origination Fees	\$ 0.00
SubTotal	\$ 184,875.00
Est. Service Agreement Tax	\$ 0.00
Total	\$ 184,875.00
Down Payment	(0.00)
Rental Applied	(0.00)
Balance Due	\$ 184,875.00

Salesperson : X _____

Accepted By : X _____

Selling Equipment

Quote Id: 29003367

Customer: HARWICH WATER DEPT DAN PELLETIER

JOHN DEERE 344 P-Tier Compact Wheel Loader - TBD

Hours:
Stock Number: TBD

Code	Description	Qty
01J0T	344 P-Tier Compact Wheel Loader	1
Standard Options - Per Unit		
183B	Less JDLink	1
0202	United States of America	1
0259	Operator's Manual, English	1
0451	Standard Z-Bar Linkage	1
0505	Level 2 Package	1
0950	Less Vision System	1
1100	Less Obstacle Intelligence	1
3003	Hydrostat With Two Speed Synchronized Shift-On-Fly Transmission - High Speed	1
4007	JOHN DEERE POWERTECH PWS 4045H FT4/EU STAGE 5	1
5281	17.5R25 Goodyear SGL-D/L	1
6052	Halogen Work Lights	1
7404	Hydraulic Coupler, ISO Style	1
7501	48 in. (1219 mm) Pallet Forks	1
7801	2.0 YD (1.5 CM) General Purpose Bucket	1
Dealer Attachments		
175MPISO	TAG 1.75 yard 4-1 MP bucket	1

Extended Repair Plan Proposal

PowerGard™ Protection Plan Residential

Date : June 8, 2023					
Machine/Use Information		Plan Description		Price	
Manufacturer	JOHN DEERE	Plan Type:		Deductible:	
Equipment Type	344P 4WD COMPACT LOADER	Coverage:		Quoted Price	\$ 0.00
Model	344P 4WD COMPACT LOADER	Total Months:			
		Total Hours:			
<small>Extended Warranty is available only through authorized John Deere Dealers for John Deere Products, and may be purchased at any time before the product's Standard Warranty, or Extended Warranty expires.</small>					

Extended Warranty Proposal Prepared for:

I have been offered this extended warranty and

Customer Name - Please Print

- I ACCEPT the Extended Warranty
 I DECLINE the Extended Warranty

Customer Signature

If declined, I fully understand that any equipment listed above is not covered for customer expenses due to component failures beyond the original basic warranty period provided by John Deere.

Note : This is not a contract. For specific Extended Warranty coverage terms and conditions, please refer to the actual Extended Warranty contract for more information and the terms, conditions and limitations of the agreement.

What Extended Warranty is :

The Extended Warranty Program is for the reimbursement on parts and labor for covered components that fail due to faulty material or original workmanship that occur beyond the John Deere Basic Warranty coverage period. The agreement is between Deere & Company and the owners of select John Deere Construction and Forestry equipment, who purchase the Extended Warranty Plans for the desired coverage as indicated in this proposal.

What Extended Warranty is not :

Extended Warranty is not insurance. It also does not cover routine maintenance or high wear items, or insurance-related risks/perils such as collision, overturn, vandalism, wind, fire, hail, etc. It does not cover loss of income during or after an equipment failure. See the actual product-specific Extended Warranty agreement for a complete listing of covered components, and limitations and conditions under the program.

Features/Benefits:

- Extended Warranty includes the following features and benefits under the program :
- Pays for parts and labor costs incurred on failed covered components (less any applicable deductibles),
- Does not require pre-approval before repairs are made by the authorized John Deere dealership,
- Payments are reimbursed directly to the dealership with no prepayment required by the contract holder.

From: [Thomas Sexton](#)
To: [Dan Pelletier](#)
Subject: New Well Site Engineering
Date: Friday, March 11, 2022 3:58:18 PM
Attachments: [image001.png](#)
[LIMITATIONS.docx](#)

Dan,
for budget purposes, I recommend the following:

- Test Wells, Pumping Test, Procurement and oversight, source final report, permitting - budget \$600,000
- design and permitting of well Pump, Wellhead, connecting pipeline to WTP, water treatment plant modifications (no pumping station design) – assuming 10% of estimated \$3,000,000 cost, budget \$300,000.

With 10% contingencies allowance, say \$1,000,000 total for engineering in 2022 dollars (this amount does not include any construction except the test wells).

This is an order of magnitude number, assuming no difficulties from MassF&W, rivers groups on well impacts. Also assuming no site work at plant, or building expansion.

Cost opinions are conceptual and are for planning or comparative purposes only and should be considered preliminary budget-level opinions of probable cost (Class V) as defined by the American Society of Cost Engineers. Cost opinions are subject to the limitations in **attachment**. We relied on our experience, communications with contractors, and review of existing client documents to create the cost opinions. The cost of project financing is not included in the estimates. Costs and availability of labor, equipment, and materials may vary and market conditions, regulatory issues, and/or contractor means and methods may affect pricing. GZA has no control over final construction costs and actual costs may vary from these estimates.

Please note that actual costs may vary according to design approach, site constraints, materials costs, the bidding environment at the time of construction, future waste disposal costs and other factors. Costs should be updated with further evaluation as the design develops, and once the actual time of construction is determined.

As always, please contact me if you have any questions on this communication or if I may be of assistance.

Sincerely,

Tom

Thomas C. Sexton, P.E.

Senior Consultant

GZA | 249 Vanderbilt Avenue | Norwood, MA 02062

o: 781-278-4826 | f: 781-278-5701 | c: 215-510-5741 (working remotely)

thomas.sexton@gza.com | www.gza.com

GEOTECHNICAL | ENVIRONMENTAL | ECOLOGICAL | WATER | CONSTRUCTION MANAGEMENT

Known for excellence. Built on trust.

VI. OLD BUSINESS

B. 551 Route 28, Apt #6- Payment Plan for Water Service



ESTIMATE/TASK

Harwich Water Department
 196 CHATHAM RD
 HARWICH, MA 02645
 Office: 5084320304
 customerservice@harwichwater.com
 www.harwichwater.com

Service Renewal

Service Order: SO-00033004

551 ROUTE 28 HP

APT6 , HP

Location No: 07786

Item Details

Date	Item ID	Item Description	Quantity	Sale Price	SubTotal
Material Section					
09/07/2023	Directional Drilling	Directional Drilling)	1.0000	\$11,550.00	\$11,550.00
09/07/2023	12-1	1' CORP STOP, COMP)	1.0000	\$128.94	\$128.94
09/07/2023	12-4	1" CURBSTOP)	1.0000	\$213.00	\$213.00
09/07/2023	12-35	5/8" X 3/4" X 1" ANGLE METER BALL VALVE W/HDL	1.0000	\$176.56	\$176.56
09/07/2023	17-1	1" POLY TUBING)	400.0000	\$0.44	\$176.00
09/07/2023	17-4	TRACING WIRE/PER FT.)	400.0000	\$0.21	\$84.00
09/07/2023	Police Detail (4 hr min)	Police Detail (4 hr min))	4.0000	\$244.00	\$976.00
09/07/2023	Road Patch	Road Patch)	1.0000	\$1,000.00	\$1,000.00
09/07/2023	Flowable Fill/Yard	Flowable Fill/Yard)	6.0000	\$82.00	\$492.00
09/07/2023	15-1	ERIE BOX)	1.0000	\$60.89	\$60.89
09/07/2023	15-3	30" STAINLESS STEEL ROD	1.0000	\$42.72	\$42.72
09/07/2023	Installation Labor & Equipment	Installation Labor & Equipment	16.0000	\$185.00	\$2,960.00
09/07/2023	System Development Fee 1	1" TAP	1.0000	\$500.00	\$500.00
09/07/2023	Application Fee	Application Fee	1.0000	\$50.00	\$50.00
Material Total:					\$18,410.11
Materials Total:					\$18,410.11
Labor Total:					\$0.00
Equipment Total:					\$0.00
Contractor Total:					\$0,000
Total:					\$18,410.11

ESTIMATE DETAILS: All material is guaranteed to be as specified. All work to be completed in a substantial workmanlike manner according to specifications submitted, per standard practices. Estimate is subject to change without notice. All agreements contingent upon strikes, accidents or delays beyond our control. Owner to carry fire, tornado and other necessary insurance. Our workers are fully covered by Workman's Compensation insurance.

RESTORATION: The disturbed work area of existing services will be loamed and seeded. The disturbed asphalt patched. Restoration excludes replacement of cobblestone, shell, stone, ornamentation, plantings, shrubs or trees requiring restoration. Nor is Harwich Water Department responsible for the cost of replacing such exclusions.

Service Renewal

IRRIGATION LINES: Harwich Water Department will not be responsible for any underground irrigation lines on site. Conservation order of Conditions, if required, is to be given to the Harwich Water Department prior to the start of work.

UNDERGROUND UTILITIES: Private underground utilities not marked by Dig Safe will be marked as needed by a private locator at an hourly rate.

ELECTRICAL SAFETY: New and replacement water service and repairs are installed using PE (polyethylene) pipe. This material is non-conductive. Many older homes have their electrical service grounded to the iron service pipe. When a repair is made, or replacement service is installed, the electrical ground is interrupted. Water customers are requested to have a licensed electrician install a new electrical ground before work is done to the water service so as to protect the electric service, heating system, and any appliances which may be in the dwelling. Harwich Water Department cannot accept responsibility for any damages which might occur if this provision is not adhered to. If you would like to use our Master Electrician, please call for a price quote.

Upon estimate acceptance and completion of installation, balance billed is due and payable within 30 Days of invoice.

Acceptance of Estimate

The above prices, specifications and conditions are satisfactory and are hereby accepted. You are authorized to do the work as specified.

Acceptance Date: _____

Customer Signature: _____

Prepared By Signature: _____

Estimate Questions: (508) 432-0304 x106

VI. OLD BUSINESS

C. FY25 Water & Wastewater Budgets

FY 2025 BUDGET - EXPENSE WORKSHEET v1

10/18/23

Water Enterprise Fund

13204502	WATER ENTERPRISE EXPENSES	Actual	Actual	BUDGET	REQUEST	FY 2024 TO FY 2025			
OBJ	DESCRIPTION	FY 2022	FY 2023	FY 2024	FY 2025	CHANGE	%	I/D	COMMENTS
517900	OTHER FRINGE BENEFITS	\$9,971	\$11,596	\$11,000	\$12,100	\$1,100	10.00%	I	Contractual Clothing/Boot Allowance 11x\$1,100
521100	ELECTRIC UTILITY	\$341,499	\$316,884	\$407,177	\$443,974	\$36,797	9.04%	I	FY23 to FY24 %
521200	GAS UTILITY	\$7,534	\$7,562	\$8,000	\$8,000	\$0	0.00%		Level
524140	VEHICLE/EQUIPMENT MAINTENANCE	\$51,637	\$56,830	\$52,000	\$57,000	\$5,000	9.62%	I	Based on FY23 actuals
524160	BUILDING & GROUNDS MAINTENANCE	\$51,735	\$31,077	\$52,000	\$77,000	\$25,000	48.08%	I	Continuation of Fiber & Electric EST \$25K
525000	TECHNICAL SUPPORT AGREEMENTS	\$34,933	\$37,743	\$43,540	\$43,540	\$0	0.00%		Level
526000	BUILDING MAINT AGREEMENTS	\$4,137	\$14,487	\$22,750	\$15,000	-\$7,750	-34.07%	D	Based on FY23 actuals
530800	LABORATORY SERVICES	\$12,278	\$18,421	\$35,314	\$35,314	\$0	0.00%		Level
530820	PROFESSIONAL SERVICES	\$86,353	\$64,149	\$85,000	\$85,000	\$0	0.00%		Level
530875	PRINTING SERVICES & SUPPLIES	\$9,147	\$17,783	\$10,000	\$18,000	\$8,000	44.99%	I	Based on FY23 actuals
534100	ADVERTISING	\$2,491	\$1,784	\$2,500	\$2,500	\$0	0.00%		Level
534300	POSTAGE	\$18,094	\$11,585	\$18,500	\$18,500	\$0	0.00%		Level
534400	TELEPHONE	\$7,453	\$7,497	\$7,700	\$3,300	-\$4,400	-58.69%	D	Reduced/Town Phone Subscription
534430	COMMUNICATION SERVICES	\$16,430	\$20,489	\$19,000	\$21,000	\$2,000	9.76%	I	Based on FY23 actuals
541100	PROPANE UTILITY	\$16,067	\$18,370	\$16,100	\$18,500	\$2,400	13.07%	I	Based on FY23 actuals
542000	OFFICE SUPPLIES	\$4,582	\$7,358	\$6,300	\$7,500	\$1,200	16.31%	I	Based on FY23 actuals
542013	HARDWARE/SOFTWARE/OFFICE	\$6,042	\$12,557	\$25,924	\$35,000	\$9,076	72.28%	I	Copy/scan/print machine purchase EST \$20K
548100	BULK FUEL	\$26,658	\$33,761	\$27,000	\$27,000	\$0	0.00%		Level
548200	TREATMENT SUPPLIES	\$14,380	\$25,399	\$18,000	\$25,000	\$7,000	27.56%	I	Based on FY23 actuals
548250	TREATMENT CHEMICALS	\$165,877	\$218,317	\$247,850	\$247,850	\$0	0.00%		Level / FY25 Bid prices unknown
553000	PUBLIC WORKS SUPPLIES	\$14,751	\$27,220	\$27,800	\$92,800	\$65,000	238.80%	I	Leak detection equipment purchase
553100	METERS/READ DEVICES & SUPPLIES	\$115,987	\$162,934	\$180,000	\$180,000	\$0	0.00%		Level
553200	SERVICE INSTALLATION SUPPLIES	\$77,125	\$52,280	\$77,000	\$77,000	\$0	0.00%		Level
553300	PIPES, VALVES & FITTINGS	\$110,394	\$55,638	\$110,500	\$90,000	-\$20,500	-36.85%	D	Based on FY23 actuals
553350	WATER MAIN REPLACEMENT	\$31,083	\$4,892	\$85,000	\$85,000	\$0	0.00%		Level & pending anticipated side road project cost
553500	POLICE DETAILS	\$27,413	\$19,874	\$27,500	\$35,000	\$7,500	37.74%	I	Side road projects
553600	ROAD REPAIRS	\$16,401	\$18,384	\$16,500	\$35,000	\$18,500	100.63%	I	Side road projects
553900	MECHANICAL TANK MAINT & INSP	\$12,495	\$25,410	\$13,000	\$13,000	\$0	0.00%		Level
554200	GENERATOR MAINT	\$29,634	\$18,984	\$29,700	\$19,000	-\$10,700	-56.36%	D	Based on FY23 actuals
554300	WELL REHAB	\$0	\$43,127	\$45,000	\$60,000	\$15,000	34.78%	I	Based on FY23 actuals
558100	UNIFORMS AND SAFETY SUPPLIES	\$3,819	\$11,189	\$10,000	\$10,000	\$0	0.00%		Level
573000	DUES/SUBSCRIPTIONS/TRAVEL	\$8,474	\$8,370	\$13,000	\$13,000	\$0	0.00%		Level
573200	WATER MGMT PERMIT	\$6,934	\$8,648	\$8,500	\$10,000	\$1,500	17.35%	I	Based on FY23 actuals
575070	OPEB	\$50,000	\$50,000	\$50,000	\$50,000	\$0	0.00%		Level
591000	MATURE PRINCIPAL LONGTERM DEBT	\$549,467	\$416,371	\$404,300	\$395,236	-\$9,064	-2.18%	D	Per debt schedules
591500	INTEREST ON LONG TERM DEBT	\$152,510	\$124,123	\$127,941	\$117,939	-\$10,002	-8.06%	D	Per debt schedules
591550	ADMIN FEE LT DEBT	\$2,219	\$2,092	\$1,963	\$1,833	-\$130	-6.21%	D	Per debt schedules
	TOTAL EXPENSES	\$2,096,003	\$1,983,184	\$2,343,359	\$2,485,886	\$142,527	6.80%	I	

Budgeted \$2,225,372 \$2,246,980

VI. OLD BUSINESS

E. Q1 Billing Update



TOWN OF HARWICH - LIVE DATA

UB Charge Proof/Register

Run: 1 Commitment: 092023 Summary Begin: 06/30/2023 End: 09/26/2023
 Charge Code: To: ZZZZZZ Bill: 09/26/2023 Due: 11/08/2023
 Group Code: To: ZZZZ Int/Penalty: 11/08/2023
 Sequence by ACCOUNT/CHARGE CODE

	Cat	Base/Flat	Usages/ Usage	Demand/ Usage	KVAR/ Usage	Rate Adj	Subject To	Net Total	Count
Summary by CHARGE CODE									
1	60	6760.00	.00	.00	.00	.00		6760.00	104
1	60	14550.00	.00	.0000	.0000	.00		14550.00	194
1	60	.00	14485.78	.00	.0000	.00		14485.78	194
1	60	.00	4,083,000	.00	.0000	.00		.00	1
1	60	455445.00	1491162.76	.00	.0000	.00		1946607.76	10175
2	60	1080.00	.00	.00	.00	.00		1080.00	27
3	60	19700.00	.00	.00	.00	.00		19700.00	394
3	60	24973.00	.00	.00	.00	.00		24973.00	1469
Summary Totals ----->			1505648.54	.00	.00	.00	.00	2028156.54	12558
			348,972,000	.0000	.0000				
Summary by DISTRICT									
1	60	522508.00	1505648.54	.00	.00	.00		2028156.54	12558
Summary Totals ----->			1505648.54	.00	.00	.00	.00	2028156.54	12558
			348,972,000	.0000	.0000				
Summary by GROUP									
10	60	12236.00	67402.08	.00	.00	.00		79638.08	287
100	60	12811.00	13,635,000	.0000	.0000	.00		63174.41	301
105	60	11605.00	50363.41	.00	.00	.00		32368.35	276
110	60	11842.00	10,500,000	.0000	.0000	.00		42358.22	289
115	60	6840.00	20763.35	.00	.00	.00		16494.02	158
120	60	10926.00	5,354,000	.0000	.0000	.00		40418.82	259
130	60	8902.00	30516.22	.00	.00	.00		71322.69	207
135	60	13339.00	7,350,000	.0000	.0000	.00		81820.99	318
140	60	8580.00	9654.02	.00	.00	.00		39099.31	208
145	60	5591.00	2,595,000	.0000	.0000	.00		17703.65	132
150	60	18248.00	29492.82	.00	.00	.00		57223.67	447
155	60	6649.00	6,848,000	.0000	.0000	.00		30692.45	161
157	60	10092.00	62420.69	.00	.00	.00		34561.50	246





TOWN OF HARWICH - LIVE DATA

UB Charge Proof/Register

Run: 1 Commitment: 092023 Summary Begin: 06/30/2023 End: 09/26/2023
 Charge Code: To: ZZZZZZ Bill: 09/26/2023 Due: 11/08/2023
 Group Code: To: ZZZZ Int/Penalty: 11/08/2023

Sequence by ACCOUNT/CHARGE CODE

	Cat	Base/Flat	Usage/ Usage	Demand/ Usage	KVAR/ Usage	Rate Adj	Subject To	Net Total	Count
Summary by GROUP									
0	160	60	18458.00	6,050,000	.0000	.00		64973.96	445
				46515.96	.00	.00			
				11,147,000	.0000	.00			
0	170	60	10318.00	27584.50	.00	.00		37902.50	249
				6,616,000	.0000	.00			
				24994.57	.00	.00			
0	172	60	10109.00	5,927,000	.0000	.00		35103.57	229
				40874.89	.00	.00			
0	175	60	13171.00	9,690,000	.0000	.00		54045.89	310
				25911.15	.00	.00			
0	176	60	8998.00	6,193,000	.0000	.00		34909.15	211
				21182.57	.00	.00			
0	180	60	7171.00	4,715,000	.0000	.00		28353.57	174
				51426.99	.00	.00			
0	182	60	23062.00	12,790,000	.0000	.00		74488.99	565
				39352.87	.00	.00			
0	184	60	14940.00	9,664,000	.0000	.00		54292.87	374
				58287.55	.00	.00			
0	187	60	24232.00	14,637,000	.0000	.00		82519.55	591
				16806.09	.00	.00			
0	189	60	6730.00	4,144,000	.0000	.00		23536.09	168
				73297.97	.00	.00			
0	190	60	27800.00	17,493,000	.0000	.00		101097.97	684
				54522.53	.00	.00			
0	194	60	17646.00	13,144,000	.0000	.00		72168.53	431
				36608.46	.00	.00			
0	198	60	23335.00	9,923,000	.0000	.00		59943.46	613
				32291.61	.00	.00			
0	20	60	12415.00	7,495,000	.0000	.00		44706.61	289
				47996.71	.00	.00			
0	200	60	13975.00	10,491,000	.0000	.00		61971.71	345
				30036.89	.00	.00			
0	205	60	12188.00	7,316,000	.0000	.00		42224.89	298
				32713.02	.00	.00			
0	210	60	14430.00	8,337,000	.0000	.00		47143.02	357
				39936.80	.00	.00			
0	30	60	11922.00	9,021,000	.0000	.00		51858.80	289
				3044.42	.00	.00			
0	35	60	8570.00	1,469,000	.0000	.00		11614.42	190
				33655.44	.00	.00			
0	365	60	12129.00	8,064,000	.0000	.00		45784.44	297
				14204.81	.00	.00			
0	40	60	8840.00	3,808,000	.0000	.00		23044.81	214
				15824.07	.00	.00			
0	45	60	6234.00	3,892,000	.0000	.00		22058.07	154
				52735.88	.00	.00			
0	50	60	10512.00	11,049,000	.0000	.00		63247.88	252
				22359.55	.00	.00			
0	55	60	5882.00	4,989,000	.0000	.00		28241.55	137
				34387.75	.00	.00			
0	60	60	7575.00	7,445,000	.0000	.00		41962.75	183
				18505.37	.00	.00			
0	65	60	6485.00	4,286,000	.0000	.00		24990.37	155
				20782.48	.00	.00			
0	70	60	8821.00	5,037,000	.0000	.00		29603.48	204



TOWN OF HARWICH - LIVE DATA

UB Charge Proof/Register

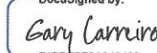
Run: 1 Commitment: 092023 Summary Begin: 06/30/2023 End: 09/26/2023
 Charge Code: To: ZZZZZZ Bill: 09/26/2023 Due: 11/08/2023
 Group Code: To: ZZZZ Sequence by ACCOUNT/CHARGE CODE Int/Penalty: 11/08/2023

	Cat	Base/Flat	Usage/ Usage	Demand/ Usage	KVAR/ Usage	Rate Adj	Subject To	Net Total	Count
Summary by GROUP									
7000	60	75.00	.00	.00	.00	.00		75.00	2
75	60	9432.00	43857.62	.0000	.0000	.00		53289.62	224
			9,126,000	.0000	.0000				
80	60	12611.00	43214.23	.00	.00	.00		55825.23	300
			9,747,000	.0000	.0000				
8001	60	3420.00	.00	.00	.00	.00		3420.00	53
			0	.0000	.0000				
8002	60	3380.00	.00	.00	.00	.00		3380.00	52
			0	.0000	.0000				
90	60	9981.00	33520.63	.00	.00	.00		43501.63	230
			7,411,000	.0000	.0000				
Summary Totals ----->		522508.00	1505648.54	.00	.00	.00	.00	2028156.54	12558
			348,972,000	.0000	.0000				

Summary by CHARGE TYPE/CODE									
Service 1FSPRK FIRE SPRIN	60	6760.00	.00	.00	.00	.00		6760.00	104
			0	.0000	.0000				
Service 1SBASE SEWER BASE	60	14550.00	.00	.00	.00	.00		14550.00	194
			0	.0000	.0000				
Service 1SEWER SEWER USAG	60	.00	14485.78	.00	.00	.00		14485.78	194
			4,083,000	.0000	.0000				
Service 1TOWNS TOWN USAG	60	.00	.00	.00	.00	.00		.00	1
			50,000	.0000	.0000				
Service 1WATER WATER USAG	60	455445.00	1491162.76	.00	.00	.00		1946607.76	10175
			344,839,000	.0000	.0000				
Service 2RESFR RESIDENTIA	60	1080.00	.00	.00	.00	.00		1080.00	27
			0	.0000	.0000				
Service 3SEASN SEASONAL	60	19700.00	.00	.00	.00	.00		19700.00	394
			0	.0000	.0000				
Service 3STIP SERVICE TIG	60	24973.00	.00	.00	.00	.00		24973.00	1469
			0	.0000	.0000				
Summary Totals ----->		522508.00	1505648.54	.00	.00	.00	.00	2028156.54	12558
			348,972,000	.0000	.0000				

Total Active Accounts: 10254

** END OF REPORT - Generated by wellesley Marsh **

DocuSigned by:

 F1BD7C72A649438...
 9/29/2023 | 8:25:57 AM PDT

FY2024 Water Revenue Projections

	Q1 Revenue	Q2 Revenue	Q3 Revenue	Q4 Revenue	Annual Total
Base Rate	\$ 450,000	\$ 450,000	\$ 450,000	\$ 450,000	\$ 1,800,000
Tier 1	\$ 89,379	\$ 50,746	\$ 59,861	\$ 108,917	\$ 308,903
Tier 2	\$ 120,830	\$ 68,804	\$ 37,488	\$ 103,835	\$ 330,957
Tier 3	\$ 413,021	\$ 110,531	\$ 34,165	\$ 184,680	\$ 742,397
Tier 4	\$ 889,476	\$ 96,836	\$ 48,741	\$ 130,563	\$ 1,165,616
	\$ 1,962,705	\$ 776,917	\$ 630,255	\$ 977,995	\$ 4,347,873

X. CORRESPONDENCE / ANY OTHER BUSINESS

Month/Year September 2023

PWS No. 4126000

Monthly Pumpage Report Harwich Water Department

Date	T1							T2			T3		T10	T11
	Main 1	Main 2	Main 3	Well 1	Well 2	Well 3	Well 4	Well 5	Well 6	Well 7	Well 8	Well 9	Pump 10	Pump 11
1	138,904	181,302	172,058	0	192,398	240,558	451,039	347,554	367,032	415,011	356,543	0	445,965	398,296
2	169,124	220,656	209,171	0	231,417	288,055	559,537	432,337	455,981	517,056	435,744	0	541,197	459,275
3	147,794	192,874	186,728	0	202,583	250,620	494,347	381,832	403,033	457,585	385,959	0	477,843	420,358
4	170,068	221,879	215,481	0	235,171	291,551	563,239	434,138	458,430	520,972	442,375	0	542,868	477,743
5	135,736	177,381	171,529	0	187,532	232,625	449,223	316,649	334,212	379,149	337,311	0	396,102	381,543
6	170,575	223,075	214,304	0	237,589	294,837	560,590	432,250	456,107	515,885	425,021	0	540,807	442,816
7	153,817	201,155	195,222	0	213,249	263,138	512,525	396,060	417,164	471,120	400,076	0	495,395	435,012
8	158,380	209,366	201,038	0	223,816	277,587	524,442	404,195	426,639	484,444	408,473	1,812	505,418	444,923
9	127,547	167,895	162,938	0	178,089	219,963	426,696	329,046	347,471	394,852	334,789	0	411,942	377,917
10	142,219	183,239	177,125	0	193,725	238,773	466,783	361,183	380,898	430,805	394,104	0	440,299	428,240
11	163,818	219,550	211,316	0	231,511	285,285	563,200	433,843	456,570	514,576	376,098	3,950	553,820	430,266
12	93,611	119,769	114,695	0	125,533	154,416	305,601	237,785	250,110	282,158	266,334	129,263	287,547	306,776
13	121,067	155,991	149,708	0	164,256	203,124	396,493	306,788	322,324	363,992	308,196	157,357	381,545	334,264
14	82,083	108,103	102,694	0	113,142	139,803	276,084	214,031	225,411	254,377	213,525	213,871	268,140	236,565
15	96,942	131,277	124,418	0	138,050	170,818	333,986	257,575	271,516	306,987	230,354	226,506	333,467	235,705
16	99,281	129,320	122,062	0	137,247	171,130	321,621	248,186	261,905	0	24,353	279,516	205,152	315,842
17	117,298	152,311	140,977	0	158,145	195,867	388,423	301,764	318,004	358,949	291,596	288,021	366,446	305,746
18	112,546	152,069	143,496	0	159,025	197,488	387,135	299,367	314,021	352,663	283,787	284,467	385,474	305,746
19	79,774	106,141	98,820	0	110,480	137,007	270,326	209,612	220,984	249,273	215,957	216,994	262,209	146,906
20	130,279	172,155	162,092	0	180,400	225,020	434,396	335,779	354,271	204,879	337,663	339,020	420,553	0
21	110,695	146,142	135,660	0	153,074	191,196	368,084	284,549	299,965	0	279,224	280,314	356,642	290,643
22	118,225	152,111	140,201	0	157,746	197,129	385,685	299,150	314,382	244,106	326,158	331,694	363,264	326,821
23	64,536	88,878	80,548	0	90,595	112,696	231,075	179,059	186,383	208,205	148,874	145,335	236,066	195,244
24	87,251	111,350	101,137	0	113,103	140,654	288,201	225,319	236,102	263,417	249,674	255,139	278,833	244,820
25	91,560	124,489	114,203	0	128,182	160,084	320,395	239,956	251,411	282,839	209,826	206,486	303,581	262,700
26	72,263	91,537	82,517	0	93,446	116,628	234,523	182,991	190,763	212,672	207,377	208,583	216,734	198,440
27	98,896	130,045	116,423	0	133,099	166,722	333,846	271,299	284,032	320,501	269,954	272,399	337,373	296,473
28	69,263	94,670	83,982	0	96,136	120,484	246,142	191,835	199,934	223,347	161,859	161,535	322,091	209,453
29	100,746	132,816	122,228	0	137,012	171,677	340,576	263,675	276,375	310,799	261,801	263,465	329,598	288,373
30	57,447	72,288	65,956	0	74,146	92,514	185,558	144,409	151,870	169,738	170,788	176,283	169,379	157,394
31														
Pumps :	3,481,745	4,569,837	4,318,725	0	4,789,894	5,947,449	11,619,769	8,962,215	9,433,299	9,710,356	8,753,793	4,442,010	11,175,750	9,354,300
MIN :	57,447	72,288	65,956	0	74,146	92,514	185,558	144,409	151,870	0	24,353	0	169,379	0
MAX :	170,575	223,075	215,481	0	237,589	294,837	563,239	434,138	458,430	520,972	442,375	339,020	553,820	477,743
STATIONS :	34,727,419							28,105,870			13,195,803		11,175,750	9,354,300
TOTAL:	96,559,142													

Month/Year September 2022

PWS No. 4126000

Monthly Pumpage Report Harwich Water Department

Date	T1							T2			T3		T10	T11
	Main 1	Main 2	Main 3	Well 1	Well 2	Well 3	Well 4	Well 5	Well 6	Well 7	Well 8	Well 9	Pump 10	Pump 11
1	110,120	100,159	125,977	211,148	147,743	177,018	0	251,711	265,364	0	227,350	219,807	324,388	232,254
2	144,793	125,498	156,712	264,082	184,574	221,697	0	313,854	331,043	0	351,547	349,893	384,111	390,326
3	94,538	86,251	108,567	180,862	126,577	152,054	0	217,233	229,268	0	192,613	186,218	281,189	194,319
4	157,420	139,569	175,608	292,117	204,680	245,415	0	351,419	370,885	0	359,811	354,452	440,123	386,715
5	129,133	114,444	144,709	238,499	167,605	200,760	0	289,570	305,710	0	296,377	291,961	362,781	319,210
6	88,531	78,425	99,402	162,503	114,375	136,623	0	229,057	241,366	0	203,498	200,563	289,796	219,181
7	87,317	77,156	96,755	162,331	113,288	136,180	0	175,425	184,776	0	168,330	165,921	217,775	181,036
8	66,366	58,621	73,587	123,435	86,177	103,340	0	147,372	155,420	0	150,664	148,781	184,534	162,288
9	147,744	128,137	160,489	270,173	188,635	226,471	0	321,705	338,999	0	358,820	357,600	393,516	398,144
10	84,287	77,147	97,657	162,479	113,434	136,327	0	195,253	205,881	0	170,074	164,149	253,885	170,421
11	117,842	101,967	128,617	213,728	149,643	179,337	0	257,557	271,340	0	292,955	292,439	313,726	328,288
12	84,932	77,816	98,593	162,965	114,326	136,939	0	196,133	206,246	0	171,647	165,739	256,168	172,348
13	64,894	57,482	72,809	120,126	84,297	100,846	0	145,792	153,760	0	149,059	147,261	182,643	160,388
14	79,782	70,470	89,184	147,987	103,778	124,221	0	178,645	188,493	0	183,159	181,118	223,679	196,784
15	119,857	103,474	130,436	216,637	151,824	181,446	0	220,100	231,843	0	254,067	254,615	301,877	286,788
16	83,203	76,148	95,850	159,919	111,838	134,350	0	192,132	202,618	0	166,483	160,728	249,868	166,747
17	130,877	113,997	143,108	239,182	167,166	200,716	0	287,250	302,756	0	297,445	293,552	350,470	320,732
18	67,396	61,097	77,346	128,899	90,036	108,234	0	154,668	163,182	0	153,869	151,819	202,994	165,716
19	99,694	87,786	110,838	185,869	129,894	156,153	0	221,475	233,708	0	187,514	185,155	277,588	244,113
20	112,152	96,342	122,062	201,720	141,609	169,407	0	244,912	258,070	0	278,029	274,615	297,363	299,539
21	97,973	89,135	112,972	185,096	129,871	155,810	0	228,096	240,487	0	203,856	201,582	295,041	219,888
22	44,744	37,061	47,015	76,005	53,549	63,958	0	152,195	160,155	0	126,461	128,756	117,193	149,170
23	101,322	92,011	114,462	192,368	134,044	161,652	0	160,503	169,208	0	137,250	135,932	203,599	147,993
24	76,830	66,878	83,082	137,818	97,016	115,980	0	171,859	181,189	0	195,399	193,394	215,013	210,871
25	94,501	82,080	102,484	168,714	118,987	141,947	0	211,120	222,346	0	217,266	214,938	255,304	234,149
26	100,943	91,937	116,249	190,588	134,012	160,408	0	235,144	247,958	0	209,490	203,514	303,546	212,933
27	65,688	55,703	70,075	114,754	80,716	96,536	0	142,798	150,509	0	173,852	174,772	169,518	190,255
28	99,115	90,635	113,363	187,378	131,780	158,020	0	231,206	243,685	0	206,103	201,174	299,038	218,791
29	77,401	68,641	85,500	141,141	99,350	118,887	0	176,322	185,891	0	178,720	176,651	217,999	192,504
30	89,793	79,877	99,025	165,120	115,832	139,034	0	203,902	214,839	0	207,544	205,442	258,068	223,383
31														
Pumps :	2,919,188	2,585,945	3,252,534	5,403,641	3,786,657	4,539,765	0	6,504,410	6,856,998	0	6,469,252	6,382,541	8,122,793	6,995,274
MIN :	44,744	37,061	47,015	76,005	53,549	63,958	0	142,798	150,509	0	126,461	128,756	117,193	147,993
MAX :	157,420	139,569	175,608	292,117	204,680	245,415	0	351,419	370,885	0	359,811	357,600	440,123	398,144
STATIONS :	22,487,731							13,361,408			12,851,793		8,122,793	6,995,274
TOTAL:	63,818,998													

Date September 2023
 PWS No. 4126000

Monthly Weather Report
Harwich Water Department

Day	Snow Fall (in.) (Gallons)	Rain Fall (in.)	Temperature High (°F)	Temperature Low (°F)	Temperature AVG (°F)	Weather Comments	Operator
1		0.00	71	56	63		
2		0.00	73	55	64		
3		0.00	77	66	72		
4		0.00	80	65	73		
5		0.00	80	66	73		
6		0.00	81	68	74		
7		0.00	85	72	78		
8		0.00	80	73	77		
9		0.00	80	73	76		
10		0.27	78	70	74		
11		0.04	77	69	73		
12		0.04	77	70	74		
13		0.04	77	70	73		
14		0.34	74	63	68		
15		0.15	68	62	65		
16		0.56	67	60	64		
17		0.00	74	57	65		
18		1.50	67	65	66		
19		0.01	72	61	67		
20		0.01	71	58	65		
21		0.01	70	58	64		
22		0.01	67	55	61		
23		0.79	61	59	60		
24		0.17	62	60	61		
25		0.17	63	60	61		
26		0.00	62	53	57		
27		0.00	63	52	57		
28		0.00	64	51	57		
29		0.00	63	54	58		
30		0.47	61	59	60		
31							
Total		4.58					
Average		0.15	71.4	62.0			
Max		1.50	85.2	73.3			
Min		0.0	61.3	50.5			

Date September 2022
PWS No. 4126000

Monthly Weather Report
Harwich Water Department

Day	Snow Fall (in.) (Gallons)	Rain Fall (in.)	Temperature High (°F)	Temperature Low (°F)	Temperature AVG (°F)	Weather Comments	Operator
1		0.00	84	63	73		
2		0.00	73	56	65		
3		0.00	72	53	62		
4		0.00	78	58	68		
5		0.00	75	66	70		
6		0.05	69	65	67		
7		0.00	70	64	67		
8		0.00	72	62	67		
9		0.00	75	62	69		
10		0.00	79	60	69		
11		0.00	81	64	72		
12		0.41	72	66	69		
13		0.83	73	69	71		
14		0.00	77	64	71		
15		0.00	69	59	64		
16		0.00	69	57	63		
17		0.00	67	52	60		
18		0.00	77	62	70		
19		0.04	71	68	69		
20		0.00	70	62	66		
21		0.00	66	61	64		
22		1.36	75	59	67		
23		0.00	60	54	57		
24		0.00	66	51	58		
25		0.00	67	49	58		
26		0.12	72	63	68		
27		0.00	74	62	68		
28		0.00	70	55	62		
29		0.00	66	53	60		
30		0.00	62	51	56		
31							
Total		2.81					
Average		0.09	71.7	59.6			
Max		1.36	83.5	68.9			
Min		0.0	60.3	49.1			